

Open and Enclosed Non-Combination Motor Starters

Built to your specifications and ready to install


Sprecher + Schuh magnetic motor starters are intended to eliminate the purchase and assembly of a separate contactor, overload relay and associated wiring. When purchased with an enclosure, the starters are mounted and ready to install on receipt.

Starting with the best

At the heart of all magnetic starters is the Sprecher + Schuh CAT7 and CAT9 line of motor starters. These starters are compact and offer intermediate sizes to better match specific motor requirements. This equates to generous wiring space and less wasted horsepower capacity.

Top line protection...

Magnetic starters are equipped with Sprecher + Schuh's premium CEP7 solid state overload relay standard. Unlike traditional overload relays that indirectly sense motor current through heater elements, CEP7 solid state overload relays measure motor current directly through integrated current transformers and on board electronics. The electronics provide numerous advantages over electromechanical relays. Alternatively, the CT7N Thermal Overload Relay may also be selected.



applications, we can house any starter in a custom enclosure of your choosing.

Quality enclosures ensure the highest confidence

Sprecher + Schuh only sources enclosures from name brand manufacturers, ensuring the highest quality. We primarily use enclosures that meet UL Standards, i.e., Type 1, Type 3R, etc., however, we can also source IEC-type enclosures at your request. Enclosures are sized first to accommodate the depth of the contactor and offer sufficient electrical clearances to satisfy UL.

Add a variety of modifications


If you need a larger enclosure than what is specified in our catalog, your sales representative and our Engineering department will work with you to customize any of our enclosed products to suit your exact specifications. Any combination of enclosure types, sizes, pilot devices, meters and other modifications can be combined to provide exactly the panel you need.

The right enclosure... whatever the application

Sprecher + Schuh's broad line of IEC style starters can be purchased pre-installed in a variety of standard enclosures. Cataloged enclosures include:

- Type 1** General Purpose
- Type 12** Industrial Dusttight
- Type 3R** Raintight (outdoor)
- Type 4** Watertight
- Type 4X** Watertight, Corrosion Resistant

Even though these are the most popular enclosure types for most industrial



Three Phase, Non-Reversing CAT7 & CAT9

Maximum Horsepower Three Phase				Auxiliary Contacts per Contactor ③		Open Type	Type 1 General Purpose	D I M	Type 12 [Type 3R ④] Industrial Dusttight	D I M
200V	230V	460V	575V	NO	NC	Catalog No.	Catalog No.	①	Catalog No.	①
2	2	5	7 1/2	1	0	CAT7-9-*◆	CAT7-9-*◆-G0	A	CAT7-9-*◆-D0	L
3	3	7 1/2	10	1	0	CAT7-12-*◆	CAT7-12-*◆-G0	A	CAT7-12-*◆-D0	L
5	5	10	15	1	0	CAT7-16-*◆	CAT7-16-*◆-G0	A	CAT7-16-*◆-D0	L
5	7 1/2	15	15	1	0	CAT7-23-*◆	CAT7-23-*◆-G0	A	CAT7-23-*◆-D0	L
7 1/2	10	20	25	1	0	CAT7-30-*◆	CAT7-30-*◆-G0	A	CAT7-30-*◆-D0	L
10	10	25	30	1	0	CAT7-37-*◆	CAT7-37-*◆-G0	A	CAT7-37-*◆-D0	L
10	15	30	30	1	0	CAT7-43-*◆	CAT7-43-*◆-G0	A	CAT7-43-*◆-D0	M
15	20	40	40	1	0	CAT7-55-*◆	CAT7-55-*◆-G0	A	CAT7-55-*◆-D0	M
15	20	40	50	1	0	CAT7-60-*◆	CAT7-60-*◆-G0	B	CAT7-60-*◆-D0	O
20	25	50	60	1	0	CAT7-72-*◆	CAT7-72-*◆-G0	B	CAT7-72-*◆-D0	O
25	30	60	60	1	0	CAT7-85-*◆	CAT7-85-*◆-G0	B	CAT7-85-*◆-D0	O
30	30	75	75	1	0	CAT7-97-*◆	CAT7-97-*◆-G0	O	CAT7-97-*◆-D0	O
30	40	75	100	1	1	CAT9-116-*◆◆④	CAT9-116-*◆◆-G0④	E2	CAT9-116-*◆◆-D0④	R2
40	50	100	125	1	1	CAT9-146-*◆◆④	CAT9-146-*◆◆-G0④	G	CAT9-146-*◆◆-D0④	T
50	60	125	150	1	1	CAT9-190-*◆◆④	CAT9-190-*◆◆-G0④	G	CAT9-190-*◆◆-D0④	T
60	75	150	200	1	1	CAT9-205-*◆◆④	CAT9-205-*◆◆-G0④	G	CAT9-205-*◆◆-D0④	T
75	100	200	250	1	1	CAT9-265-*◆◆④	CAT9-265-*◆◆-G0④	I	CAT9-265-*◆◆-D0④	I
100	125	250	300	1	1	CAT9-305-*◆◆④	CAT9-305-*◆◆-G0④	I	CAT9-305-*◆◆-D0④	I
125	150	300	350	1	1	CAT9-370-*◆◆④	CAT9-370-*◆◆-G0④	I	CAT9-370-*◆◆-D0④	I
125	150	350	400	1	1	CAT9-400-EI-*◆	CAT9-400-EI-*◆-G0	R/F	CAT9-400-EI-*◆-D0	R/F
150	200	400	500	1	1	CAT9-460-EI-*◆	CAT9-460-EI-*◆-G0	R/F	CAT9-460-EI-*◆-D0	R/F
200	250	500	600	1	1	CAT9-580-EI-*◆	CAT9-580-EI-*◆-G0	R/F	CAT9-580-EI-*◆-D0	R/F
250	300	600	700	1	1	CAT9-750-EI-*◆	CAT9-750-EI-*◆-G0	R/F	CAT9-750-EI-*◆-D0	R/F
~	400	800	1000	1	1	CAT9-860-EI-*◆	CAT9-860-EI-*◆-G0	R/F	CAT9-860-EI-*◆-D0	R/F
~	450	900	1150	1	1	CAT9-1060-EI-*◆	CAT9-1060-EI-*◆-G0	R/F	CAT9-1060-EI-*◆-D0	R/F

NOTE: Catalog numbers and enclosure dimensions reflect contactors with AC coils. For DC coils, select Coil Code from the DC Coil Code table on page C104 and follow the instructions for modifying catalog numbers.

Ordering Instructions

Specify Catalog Number	
Replace (*) with Coil Code	See page C104
Replace (◆) with O/L Relay	See pages C105-C106
Factory Modifications available	See pages C107-C111

- ① Dimensional information starts on page C122.
- ② For Type 3R outdoor applications, replace "D" in catalog number with an "R". Dimensions may change. For example number CAT7-23-*◆-D0 becomes CAT7-23-*◆-R0. Price remains the same.
- ③ Contactors are equipped with number and type of auxiliaries indicated. See page C108 to order additional or different auxiliary contacts.
- ④ CAT9-116...CAT9-370 starters are available with "EI" option for PLC interface. Change catalog number to include "-EI". Example: CAT9-116-*◆ becomes CAT9-116-EI-*◆.

Three Phase, Non-Reversing CAT7 & CAT9

Maximum Horsepower Three Phase				Auxiliary Contacts per Contactor ②		Type 4 Watertight	D I M	Type 4X Watertight Corrosion Resistant Non-metallic	D I M
200V	230V	460V	575V	NO	NC	Catalog No.	①	Catalog No.	①
2	2	5	7 1/2	1	0	CAT7-9-*-*♦-W0	N	CAT7-9-*-*♦-C0	S1
3	3	7 1/2	10	1	0	CAT7-12-*-*♦-W0	N	CAT7-12-*-*♦-C0	S1
5	5	10	15	1	0	CAT7-16-*-*♦-W0	N	CAT7-16-*-*♦-C0	S1
5	7 1/2	15	15	1	0	CAT7-23-*-*♦-W0	N	CAT7-23-*-*♦-C0	S1
7 1/2	10	20	25	1	0	CAT7-30-*-*♦-W0	O	CAT7-30-*-*♦-C0	U1
10	10	25	30	1	0	CAT7-37-*-*♦-W0	O	CAT7-37-*-*♦-C0	U1
10	15	30	30	1	0	CAT7-43-*-*♦-W0	O	CAT7-43-*-*♦-C0	U1
15	20	40	40	1	0	CAT7-55-*-*♦-W0	O	CAT7-55-*-*♦-C0	U1
15	20	40	50	1	0	CAT7-60-*-*♦-W0	O	CAT7-60-*-*♦-C0	U1
20	25	50	60	1	0	CAT7-72-*-*♦-W0	O	CAT7-72-*-*♦-C0	U1
25	30	60	60	1	0	CAT7-85-*-*♦-W0	O	CAT7-85-*-*♦-C0	U1
30	30	75	75	1	0	CAT7-97-*-*♦-W0	O	CAT7-97-*-*♦-C0	V1
30	40	75	100	1	1	CAT9-116-*-*♦-W0 ③	R2	CAT9-116-*-*♦-C0 ③	W2
40	50	100	125	1	1	CAT9-146-*-*♦-W0 ③	T	CAT9-146-*-*♦-C0 ③	X1
50	60	125	150	1	1	CAT9-190-*-*♦-W0 ③	T	CAT9-190-*-*♦-C0 ③	X1
60	75	150	200	1	1	CAT9-205-*-*♦-W0 ③	T	CAT9-205-*-*♦-C0 ③	X1
75	100	200	250	1	1	CAT9-265-*-*♦-W0 ③	J	CAT9-265-*-*♦-C0 ③	X1
100	125	250	300	1	1	CAT9-305-*-*♦-W0 ③	J	CAT9-305-*-*♦-C0 ③	Y1
125	150	300	350	1	1	CAT9-370-*-*♦-W0 ③	J	CAT9-370-*-*♦-C0 ③	Y1
125	150	350	400	1	1	CAT9-400-EI-*-*♦-W0	R/F	CAT9-400-EI-*-*♦-C0	R/F
150	200	400	500	1	1	CAT9-460-EI-*-*♦-W0	R/F	CAT9-460-EI-*-*♦-C0	R/F
200	250	500	600	1	1	CAT9-580-EI-*-*♦-W0	R/F	CAT9-580-EI-*-*♦-C0	R/F
250	300	600	700	1	1	CAT9-750-EI-*-*♦-W0	R/F	CAT9-750-EI-*-*♦-C0	R/F
~	400	800	1000	1	1	CAT9-860-EI-*-*♦-W0	R/F	CAT9-860-EI-*-*♦-C0	R/F
~	450	900	1150	1	1	CAT9-1060-EI-*-*♦-W0	R/F	CAT9-1060-EI-*-*♦-C0	R/F

NOTE: Catalog numbers and enclosure dimensions reflect contactors with AC coils. For DC coils, select Coil Code from the DC Coil Code table on page C104 and follow the instructions for modifying catalog numbers.

Ordering Instructions

Specify Catalog Number	See page C104 See pages C105-C106 See pages C107-C111
Replace (*) with Coil Code	
Replace (♦) with O/L Relay Factory Modifications available	

- ① Dimensional information starts on page C122.
- ② Contactors are equipped with number and type of auxiliaries indicated. See page C108 to order additional or different auxiliary contacts.
- ③ CAT9-116...CAT9-370 starters are available with "EI" option for PLC interface. Change catalog number to include "-EI". Example: CAT9-116-*-*♦-W0 becomes CAT9-116-EI-*-*♦-W0. See page C104 for price adder.

Three Phase, Reversing CAUT7 & CAUT9

Maximum Horsepower Three Phase				Auxiliary Contacts per Contactor ③		Open Type	Type 1 General Purpose	DIM	Type 12 [Type 3R ②] Industrial Dusttight	DIM
200V	230V	460V	575V	NO	NC ④					
2	2	5	7 1/2	1	1	CAUT7-9-*◆	CAUT7-9-*◆-G0	A	CAUT7-9-*◆-D0	M
3	3	7 1/2	10	1	1	CAUT7-12-*◆	CAUT7-12-*◆-G0	A	CAUT7-12-*◆-D0	M
5	5	10	15	1	1	CAUT7-16-*◆	CAUT7-16-*◆-G0	A	CAUT7-16-*◆-D0	M
5	7 1/2	15	15	1	1	CAUT7-23-*◆	CAUT7-23-*◆-G0	A	CAUT7-23-*◆-D0	M
7 1/2	10	20	25	1	1	CAUT7-30-*◆	CAUT7-30-*◆-G0	A	CAUT7-30-*◆-D0	M
10	10	25	30	1	1	CAUT7-37-*◆	CAUT7-37-*◆-G0	A	CAUT7-37-*◆-D0	M
10	15	30	30	1	1	CAUT7-43-*◆	CAUT7-43-*◆-G0	B	CAUT7-43-*◆-D0	M
15	20	40	40	1	1	CAUT7-55-*◆	CAUT7-55-*◆-G0	B	CAUT7-55-*◆-D0	M
15	20	40	50	1	1	CAUT7-60-*◆	CAUT7-60-*◆-G0	C	CAUT7-60-*◆-D0	O
20	25	50	60	1	1	CAUT7-72-*◆	CAUT7-72-*◆-G0	C	CAUT7-72-*◆-D0	O
25	30	60	60	1	1	CAUT7-85-*◆	CAUT7-85-*◆-G0	C	CAUT7-85-*◆-D0	O
30	30	75	75	1	1	CAUT7-97-*◆	CAUT7-97-*◆-G0	C	CAUT7-97-*◆-D0	O
30	40	75	100	1	1	CAUT9-116-*◆⑤	CAUT9-116-*◆-G0⑤	E2	CAUT9-116-*◆-D0⑤	R2
40	50	100	125	1	1	CAUT9-146-*◆⑤	CAUT9-146-*◆-G0⑤	G	CAUT9-146-*◆-D0⑤	T
50	60	125	150	1	1	CAUT9-190-*◆⑤	CAUT9-190-*◆-G0⑤	G	CAUT9-190-*◆-D0⑤	T
60	75	150	200	1	1	CAUT9-205-*◆⑤	CAUT9-205-*◆-G0⑤	G	CAUT9-205-*◆-D0⑤	T
75	100	200	250	1	1	CAUT9-265-*◆⑤	CAUT9-265-*◆-G0⑤	I	CAUT9-265-*◆-D0⑤	I
100	125	250	300	1	1	CAUT9-305-*◆⑤	CAUT9-305-*◆-G0⑤	I	CAUT9-305-*◆-D0⑤	I
125	150	300	350	1	1	CAUT9-370-*◆⑤	CAUT9-370-*◆-G0⑤	I	CAUT9-370-*◆-D0⑤	I
125	150	350	400	1	1	CAUT9-400-EI-*◆	CAUT9-400-EI-*◆-G0	R/F	CAUT9-400-EI-*◆-D0	R/F
150	200	400	500	1	1	CAUT9-460-EI-*◆	CAUT9-460-EI-*◆-G0	R/F	CAUT9-460-EI-*◆-D0	R/F
200	250	500	600	1	1	CAUT9-580-EI-*◆	CAUT9-580-EI-*◆-G0	R/F	CAUT9-580-EI-*◆-D0	R/F
250	300	600	700	1	1	CAUT9-750-EI-*◆	CAUT9-750-EI-*◆-G0	R/F	CAUT9-750-EI-*◆-D0	R/F
~	400	800	1000	1	1	CAUT9-860-EI-*◆	CAUT9-860-EI-*◆-G0	R/F	CAUT9-860-EI-*◆-D0	R/F
~	450	900	1150	1	1	CAUT9-1060-EI-*◆	CAUT9-1060-EI-*◆-G0	R/F	CAUT9-1060-EI-*◆-D0	R/F

NOTE: Catalog numbers and enclosure dimensions reflect contactors with AC coils. For DC coils, select Coil Code from the DC Coil Code table on page C104 and follow the instructions for modifying catalog numbers.

Ordering Instructions

Specify Catalog Number	
Replace (*) with Coil Code	See page C104
Replace (◆) with O/L Relay	See pages C105-C106
Factory Modifications available	See pages C107-C111

- ① Dimensional information starts on page C122.
- ② For Type 3R outdoor applications, replace "D" in catalog number with an "R". Dimensions may change. For example number CAUT7-23-*◆-D0 becomes CAUT7-23-*◆-R0.
- ③ Contactors are equipped with number and type of auxiliaries indicated. See page C108 to order additional or different auxiliary contacts.
- ④ One N.C. auxiliary contact is used for electrical interlocking. On CAUT7 reversing starters, the N.C. contact comes from the Mechanical/Electrical Interlock unit (Cat # CM7-02).
- ⑤ CAUT9-116...CAUT9-370 starters are available with "EI" option for PLC interface. Change catalog number to include "-EI". Example: CAUT9-116-*◆ becomes CAUT9-116-EI-*◆.

Three Phase, Reversing CAUT7 & CAUT9

Maximum Horsepower Three Phase				Auxiliary Contacts per Contactor ②		Type 4 Watertight	D I M	Type 4X Watertight Corrosion Resistant Non-metallic	D I M
200V	230V	460V	575V	NO	NC ③	Catalog No.		① Catalog No.	
2	2	5	7 1/2	1	1	CAUT7-9-*-*♦-W0	N	CAUT7-9-*-*♦-C0	U1
3	3	7 1/2	10	1	1	CAUT7-12-*-*♦-W0	N	CAUT7-12-*-*♦-C0	U1
5	5	10	15	1	1	CAUT7-16-*-*♦-W0	N	CAUT7-16-*-*♦-C0	U1
5	7 1/2	15	15	1	1	CAUT7-23-*-*♦-W0	N	CAUT7-23-*-*♦-C0	U1
7 1/2	10	20	25	1	1	CAUT7-30-*-*♦-W0	O	CAUT7-30-*-*♦-C0	U1
10	10	25	30	1	1	CAUT7-37-*-*♦-W0	O	CAUT7-37-*-*♦-C0	U1
10	15	30	30	1	1	CAUT7-43-*-*♦-W0	O	CAUT7-43-*-*♦-C0	U1
15	20	40	40	1	1	CAUT7-55-*-*♦-W0	O	CAUT7-55-*-*♦-C0	U1
15	20	40	50	1	1	CAUT7-60-*-*♦-W0	O	CAUT7-60-*-*♦-C0	V1
20	25	50	60	1	1	CAUT7-72-*-*♦-W0	O	CAUT7-72-*-*♦-C0	V1
25	30	60	60	1	1	CAUT7-85-*-*♦-W0	O	CAUT7-85-*-*♦-C0	V1
30	30	75	75	1	1	CAUT7-97-*-*♦-W0	O	CAUT7-97-*-*♦-C0	V1
30	40	75	100	1	1	CAUT9-116-*-*♦-W0 ④	R2	CAUT9-116-*-*♦-C0 ④	W2
40	50	100	125	1	1	CAUT9-146-*-*♦-W0 ④	T	CAUT9-146-*-*♦-C0 ④	X1
50	60	125	150	1	1	CAUT9-190-*-*♦-W0 ④	T	CAUT9-190-*-*♦-C0 ④	X1
60	75	150	200	1	1	CAUT9-205-*-*♦-W0 ④	T	CAUT9-205-*-*♦-C0 ④	X1
75	100	200	250	1	1	CAUT9-265-*-*♦-W0 ④	J	CAUT9-265-*-*♦-C0 ④	Y1
100	125	250	300	1	1	CAUT9-305-*-*♦-W0 ④	J	CAUT9-305-*-*♦-C0 ④	Y1
125	150	300	350	1	1	CAUT9-370-*-*♦-W0 ④	J	CAUT9-370-*-*♦-C0 ④	Y1
125	150	350	400	1	1	CAUT9-400-EI-*-*♦-W0	R/F	CAUT9-400-EI-*-*♦-C0	R/F
150	200	400	500	1	1	CAUT9-460-EI-*-*♦-W0	R/F	CAUT9-460-EI-*-*♦-C0	R/F
200	250	500	600	1	1	CAUT9-580-EI-*-*♦-W0	R/F	CAUT9-580-EI-*-*♦-C0	R/F
250	300	600	700	1	1	CAUT9-750-EI-*-*♦-W0	R/F	CAUT9-750-EI-*-*♦-C0	R/F
~	400	800	1000	1	1	CAUT9-860-EI-*-*♦-W0	R/F	CAUT9-860-EI-*-*♦-C0	R/F
~	450	900	1150	1	1	CAUT9-1060-EI-*-*♦-W0	R/F	CAUT9-1060-EI-*-*♦-C0	R/F

NOTE: Catalog numbers and enclosure dimensions reflect contactors with AC coils. For DC coils, select Coil Code from the DC Coil Code table on page C104 and follow the instructions for modifying catalog numbers.

Ordering Instructions

Specify Catalog Number	
Replace (*) with Coil Code	See page C104
Replace (♦) with O/L Relay	See pages C105-C106
Factory Modifications available	See pages C107-C111

- ① Dimensional information starts on page C122.
- ② Contactors are equipped with number and type of auxiliaries indicated. See page C108 to order additional or different auxiliary contacts.
- ③ One N.C. auxiliary contact is used for electrical interlocking. On CAUT7 reversing starters, the N.C. contact comes from the Mechanical/Electrical Interlock unit (Cat # CM7-02).
- ④ CAUT9-116...CAUT9-370 starters are available with "EI" option for PLC interface. Change catalog number to include "-EI". Example: CAUT9-116-*-*♦-W0 becomes CAUT9-116-EI-*-*♦-W0.

C
Non-Combination Starters

Single Phase, Non-Reversing CBT7

Maximum Horsepower Single Ø		Auxiliary Contacts per Contactor ③		Open Type	Type 1 General Purpose	D I M	Type 12 [Type 3R ②] Industrial Dusttight	D I M	Type 4 Watertight	D I M	Type 4X Watertight Corrosion Resistant	D I M
115V	230V	NO	NC	Catalog No.	Catalog No.	①	Catalog No.	①	Catalog No.	①	Catalog No.	①
				CBT7-	CBT7-		CBT7-		CBT7-		CBT7-	
1/2	1 1/2	1	0	9*-◆	9*-◆-G0	A	9*-◆-D0	L	9*-◆-W0	N	9*-◆-C0	S1
1/2	2	1	0	12*-◆	12*-◆-G0	A	12*-◆-D0	L	12*-◆-W0	N	12*-◆-C0	S1
1	3	1	0	16*-◆	16*-◆-G0	A	16*-◆-D0	L	16*-◆-W0	N	16*-◆-C0	S1
2	3	1	0	23*-◆	23*-◆-G0	A	23*-◆-D0	L	23*-◆-W0	N	23*-◆-C0	S1
2	5	1	0	30*-◆	30*-◆-G0	A	30*-◆-D0	L	30*-◆-W0	O	30*-◆-C0	U1
3	5	1	0	37*-◆	37*-◆-G0	A	37*-◆-D0	L	37*-◆-W0	O	37*-◆-C0	U1
3	7 1/2	1	0	43*-◆	43*-◆-G0	A	43*-◆-D0	M	43*-◆-W0	O	43*-◆-C0	U1
5	10	1	0	60*-◆	60*-◆-G0	B	60*-◆-D0	O	60*-◆-W0	O	60*-◆-C0	U1
5	15	1	0	72*-◆	72*-◆-G0	B	72*-◆-D0	O	72*-◆-W0	O	72*-◆-C0	U1
7 1/2	15	1	0	85*-◆	85*-◆-G0	B	85*-◆-D0	O	85*-◆-W0	O	85*-◆-C0	U1

NOTE: Catalog numbers and enclosure dimensions reflect contactors with AC coils. For DC coils, select Coil Code from the DC Coil Code table on page C104 and follow the instructions for modifying catalog numbers.

Ordering Instructions

Specify Catalog Number	
Replace (*) with Coil Code	See page C104
Replace (◆) with O/L Relay	See pages C105-C106
Factory Modifications available	See pages C107-C111

- ① Dimensional information starts on page C122.
- ② For Type 3R outdoor applications, replace "D" in catalog number with an "R". Dimensions may change. For example number CBT7-23*-◆-D0 becomes CBT7-23*-◆-R0.
- ③ Contactors are equipped with number and type of auxiliaries indicated. See page C108 to order additional or different auxiliary contacts.

Single Phase, Reversing CBUTR7 (Reconnectable Winding – Three Lead Motor)

Maximum Horsepower Single Ø		Auxiliary Contacts per Contactor ③		Open Type	Type 1 General Purpose	D I M	Type 12 [Type 3R ②] Industrial Dusttight	D I M	Type 4 Watertight	D I M	Type 4X Watertight Corrosion Resistant Non-metallic	D I M
115V	230V	NO	NC ④	Catalog No.	Catalog No.	①	Catalog No.	①	Catalog No.	①	Catalog No.	①
				CBUTR7-	CBUTR7-		CBUTR7-		CBUTR7-		CBUTR7-	
1/2	1 1/2	1	1	9-*-◆	9-*-◆-G0	A	9-*-◆-D0	M	9-*-◆-W0	N	9-*-◆-C0	U1
1/2	2	1	1	12-*-◆	12-*-◆-G0	A	12-*-◆-D0	M	12-*-◆-W0	N	12-*-◆-C0	U1
1	3	1	1	16-*-◆	16-*-◆-G0	A	16-*-◆-D0	M	16-*-◆-W0	N	16-*-◆-C0	U1
2	3	1	1	23-*-◆	23-*-◆-G0	A	23-*-◆-D0	M	23-*-◆-W0	N	23-*-◆-C0	U1
2	5	1	1	30-*-◆	30-*-◆-G0	A	30-*-◆-D0	M	30-*-◆-W0	O	30-*-◆-C0	U1

Single Phase, Reversing CBUTS7 (Series Winding – Four Lead Repulsion Induction Motor)

Maximum Horsepower Single Ø		Auxiliary Contacts per Contactor ③		Open Type	Type 1 General Purpose	D I M	Type 12 [Type 3R ②] Industrial Dusttight	D I M	Type 4 Watertight	D I M	Type 4X Watertight Corrosion Resistant Non-metallic	D I M
115V	230V	NO	NC ④	Catalog No.	Catalog No.	①	Catalog No.	①	Catalog No.	①	Catalog No.	①
				CBUTS7-	CBUTS7-		CBUTS7-		CBUTS7-		CBUTS7-	
1/2	1 1/2	1	1	9-*-◆	9-*-◆-G0	A	9-*-◆-D0	M	9-*-◆-W0	N	9-*-◆-C0	U1
1/2	2	1	1	12-*-◆	12-*-◆-G0	A	12-*-◆-D0	M	12-*-◆-W0	N	12-*-◆-C0	U1
1	3	1	1	16-*-◆	16-*-◆-G0	A	16-*-◆-D0	M	16-*-◆-W0	N	16-*-◆-C0	U1
2	3	1	1	23-*-◆	23-*-◆-G0	A	23-*-◆-D0	M	23-*-◆-W0	N	23-*-◆-C0	U1
2	5	1	1	30-*-◆	30-*-◆-G0	A	30-*-◆-D0	M	30-*-◆-W0	O	30-*-◆-C0	U1

Single Phase, Reversing CBUTP7 (Parallel Winding – Four Lead Capacitor or Split Phase Motor)

Maximum Horsepower Single Ø		Auxiliary Contacts per Contactor ③		Open Type	Type 1 General Purpose	D I M	Type 12 [Type 3R ②] Industrial Dusttight	D I M	Type 4 Watertight	D I M	Type 4X Watertight Corrosion Resistant Non-metallic	D I M
115V	230V	NO	NC ④	Catalog No.	Catalog No.	①	Catalog No.	①	Catalog No.	①	Catalog No.	①
				CBUTP7-	CBUTP7-		CBUTP7-		CBUTP7-		CBUTP7-	
1/2	1 1/2	1	1	9-*-◆	9-*-◆-G0	A	9-*-◆-D0	M	9-*-◆-W0	N	9-*-◆-C0	U1
1/2	2	1	1	12-*-◆	12-*-◆-G0	A	12-*-◆-D0	M	12-*-◆-W0	N	12-*-◆-C0	U1
1	3	1	1	16-*-◆	16-*-◆-G0	A	16-*-◆-D0	M	16-*-◆-W0	N	16-*-◆-C0	U1
2	3	1	1	23-*-◆	23-*-◆-G0	A	23-*-◆-D0	M	23-*-◆-W0	N	23-*-◆-C0	U1
2	5	1	1	30-*-◆	30-*-◆-G0	A	30-*-◆-D0	M	30-*-◆-W0	O	30-*-◆-C0	U1

NOTE: Catalog numbers and enclosure dimensions reflect contactors with AC coils. For DC coils, select Coil Code from the DC Coil Code table on page C104 and follow the instructions for modifying catalog numbers.

Ordering Instructions

Specify Catalog Number	
Replace (*) with Coil Code	See page C104
Replace (◆) with O/L Relay	See pages C105-C106
Factory Modifications available	See pages C107-C111

- ① Dimensional information starts on page C122.
- ② For Type 3R outdoor applications, replace "D" in catalog number with an "R". Dimensions may change. For example number CBUTx7-23-*-◆-D0 becomes CBUTx7-23-*-◆-R0.
- ③ Contactors are equipped with number and type of auxiliaries indicated. See page C108 to order additional or different auxiliary contacts.
- ④ One N.C. auxiliary contact is used for electrical interlocking. On CAUT7 reversing starters, the N.C. contact comes from the Mechanical/Electrical Interlock unit (Cat # CM7-02).

Non-Combination Starters

NEMA Sized Open and Enclosed Non-Combination Motor Starters

Built to your specifications and ready to install

Sprecher + Schuh magnetic motor starters are intended to eliminate the purchase and assembly of a separate contactor, overload relay and associated wiring. When purchased with an enclosure, the starters are mounted and ready to install on receipt.


Starting with the best

At the heart of all Sprecher + Schuh NEMA sized magnetic motor starters is the CATN7 line of motor starters. Each starter proudly displays the NEMA size (00, 0, 1, 2, or 3) and HP at applied voltage. This line of starters is designed to meet rigid consultant specifications for NEMA starters.

Top line protection...



NEMA labeled magnetic starters are equipped with Sprecher + Schuh's premium CEP7 solid state overload relay standard. Unlike traditional overload relays that indirectly sense motor current through heater elements, CEP7 solid state overload relays measure the current directly through the energizing contact transformer on the motor. This electronic principle offers numerous advantages over electromechanical relays. Alternatively, the CT7N Thermal Overload Relay may also be selected.



Even though these are the most popular enclosure types for most industrial applications, we can house any starter in a custom enclosure of your choosing.

Quality enclosures ensure the highest confidence

Sprecher + Schuh only sources enclosures from name brand manufacturers, ensuring the highest quality. We primarily use enclosures that meet NEMA standards, i.e., Type 1, Type 12, etc., however, we can also source other enclosures at your request. Enclosures are sized first to accommodate the depth of the contactor and offer sufficient electrical clearances to satisfy UL.



Add a variety of modifications

If you need a larger enclosure than what is specified in our catalog, your sales representative and our Engineering department will work with you to customize any of our enclosed products to suit your exact specifications. Any combination of enclosure types, sizes, pilot devices, meters and other modifications can be combined to provide exactly the panel you need.

See new NEMA Starters Section starting at page 101.1



See new NEMA Starters Section starting at page 101.1



The right enclosure... whatever the application

Sprecher + Schuh's line of NEMA style starters can be purchased pre-installed in a variety of standard enclosures. Cataloged enclosures include:

- Type 1 General Purpose
- Type 12 Industrial Dusttight
- Type 3R Raintight (outdoor)
- Type 4 Watertight
- Type 4X Watertight, Corrosion Resistant



Type 1



Type 3R



Type 4



Type 4X

Three Phase, Non-Reversing CATN7

NEMA Size	Maximum Horsepower Three Phase				Auxiliary Contacts per Contactor ③		Open Type	Type 1 General Purpose	D I M	Type 12 [Type 3R ②] Industrial Dusttight	D I M
	200V	230V	460V	575V	NO	NC					
00	1-1/2	1-1/2	2	2	1	0	CATN7-12-*-◆	CATN7-12-*-◆-G0	A	CATN7-12-*-◆-D0	L
0	3	3	5	5	1	0	CATN7-16-*-◆	CATN7-16-*-◆-G0	A	CATN7-16-*-◆-D0	L
1	7-1/2	7-1/2	10	10	1	0	CATN7-37-*-◆	CATN7-37-*-◆-G0	A	CATN7-37-*-◆-D0	L
2	10	15	25	25	1	0	CATN7-43-*-◆	CATN7-43-*-◆-G0	A	CATN7-43-*-◆-D0	L
3	25	30	50	50	1	0	CATN7-85-*-◆	CATN7-85-*-◆-G0	B	CATN7-85-*-◆-D0	M

Three Phase, Non-Reversing CATN7

NEMA Size	Maximum Horsepower Three Phase				Auxiliary Contacts per Contactor ③		Type 4 Watertight	D I M	Type 4X Watertight Corrosion Resistant Non-metallic	D I M
	200V	230V	460V	575V	NO	NC				
00	1-1/2	1-1/2	2	2	1	0	CATN7-12-*-◆-W0	N	CATN7-12-*-◆-C0	U1
0	3	3	5	5	1	0	CATN7-16-*-◆-W0	N	CATN7-16-*-◆-C0	U1
1	7-1/2	7-1/2	10	10	1	0	CATN7-37-*-◆-W0	N	CATN7-37-*-◆-C0	U1
2	10	15	25	25	1	0	CATN7-43-*-◆-W0	N	CATN7-43-*-◆-C0	U1
3	25	30	50	50	1	0	CATN7-85-*-◆-W0	N	CATN7-85-*-◆-C0	U1

NOTE: Catalog numbers and enclosure dimensions refer to catalog number. For DC coils, select Coil Code from the DC Coil Code table on page C104 and follow the instructions for modifying catalog numbers.

This page has moved. See new NEMA Starters Section starting at page 101.1

Ordering Instructions

Specify Catalog Number	
Replace (□) with Coil Code	See page C104
Replace (◆) with O/L Relay	See pages C105-C106
Factory Modifications available	See pages C107-C111

- ① Dimensional information starts on page C122.
- ② For Type 3R outdoor applications, replace "D" in catalog number with an "R". Dimensions may change. For example number CATN7-37-*-◆-D0 becomes CATN7-37-*-◆-R0.
- ③ Contactors are equipped with number and type of auxiliaries indicated. See page C108 to order additional or different auxiliary contacts.

Three Phase, Non-Reversing CATN7 @208V AC Non-Combination Starter

NEMA Size	Max HP 3-Phase ①	Auxiliary Contacts per Contactor ②		Type 1 Metallic General Purpose	DIM	Type 3R Metallic Outdoor Raintight	DIM
		NO	NC	Catalog Number		③ Catalog Number	
00	0.25	2	1	CATN7-12-XA-D1B8-G17-L11	A	CATN7-12-XA-D1B8-R17-L11	L
	0.5	2	1	CATN7-12-XA-D1C8-G17-L11	A	CATN7-12-XA-D1C8-R17-L11	L
	0.75	2	1	CATN7-12-XA-D1C8-G17-L11	A	CATN7-12-XA-D1C8-R17-L11	L
	1	2	1	CATN7-12-XA-D1C8-G17-L11	A	CATN7-12-XA-D1C8-R17-L11	L
	1.5	2	1	CATN7-12-XA-D1DB-G17-L11	A	CATN7-12-XA-D1DB-R17-L11	L
0	2	2	1	CATN7-16-XA-D1DB-G17-L11	A	CATN7-16-XA-D1DB-R17-L11	L
	3	2	1	CATN7-16-XA-D1DB-G17-L11	A	CATN7-16-XA-D1DB-R17-L11	L
1	5	2	1	CATN7-37-XA-D1ED-G17-L11	A	CATN7-37-XA-D1ED-R17-L11	L
	7.5	2	1	CATN7-37-XA-D1ED-G17-L11	A	CATN7-37-XA-D1ED-R17-L11	L
2	10	2	1	CATN7-43-XA-D1FD-G17-L11	A	CATN7-43-XA-D1FD-R17-L11	L
	15	2	1	CATN7-85-XA-EGE-G17-L11	B	CATN7-85-XA-EGE-R17-L11	M
3	20	2	1	CATN7-85-XA-EGE-G17-L11	B	CATN7-85-XA-EGE-R17-L11	M
	25	2	1	CATN7-85-XA-EGE-G17-L11	B	CATN7-85-XA-EGE-R17-L11	M

Full Voltage Non-Reversing (FVNR) Features include:

- NEMA-sized CAN7 contactor
- Three-Phase CEP7 Electronic Overload Relay
- Control Circuit Transformer
- Hand-Off-Auto (H-O-A) selector switch
- Red Run pilot light
- 2-NO and 1-NC auxiliaries for customer use
- Class CC Fuse holder as fused primary of CCT
- Reset pushbutton

This page has moved. See new NEMA Starters Section starting at page 101.1

Three Phase, Non-Reversing CATN7 @230V AC Non-Combination Starter

NEMA Size	Max HP 3-Phase ①	Auxiliary Contacts per Contactor ②		Type 1 Metallic General Purpose	DIM	Type 3R Metallic Outdoor Raintight	DIM
		NO	NC	Catalog Number		③ Catalog Number	
00	0.25	2	1	CATN7-12-XB-D1B8-G17-L11	A	CATN7-12-XB-D1B8-R17-L11	L
	0.5	2	1	CATN7-12-XB-D1C8-G17-L11	A	CATN7-12-XB-D1C8-R17-L11	L
	0.75	2	1	CATN7-12-XB-D1C8-G17-L11	A	CATN7-12-XB-D1C8-R17-L11	L
	1	2	1	CATN7-12-XB-D1C8-G17-L11	A	CATN7-12-XB-D1C8-R17-L11	L
	1.5	2	1	CATN7-12-XB-D1C8-G17-L11	A	CATN7-12-XB-D1C8-R17-L11	L
0	2	2	1	CATN7-16-XB-D1DB-G17-L11	A	CATN7-16-XB-D1DB-R17-L11	L
	3	2	1	CATN7-16-XB-D1DB-G17-L11	A	CATN7-16-XB-D1DB-R17-L11	L
1	5	2	1	CATN7-37-XB-D1ED-G17-L11	A	CATN7-37-XB-D1ED-R17-L11	L
	7.5	2	1	CATN7-37-XB-D1ED-G17-L11	A	CATN7-37-XB-D1ED-R17-L11	L
2	10	2	1	CATN7-43-XB-D1FD-G17-L11	A	CATN7-43-XB-D1FD-R17-L11	L
	15	2	1	CATN7-43-XB-D1FD-G17-L11	A	CATN7-43-XB-D1FD-R17-L11	L
3	20	2	1	CATN7-85-XB-EGE-G17-L11	B	CATN7-85-XB-EGE-R17-L11	M
	25	2	1	CATN7-85-XB-EGE-G17-L11	B	CATN7-85-XB-EGE-R17-L11	M
	30	2	1	CATN7-85-XB-EGE-G17-L11	B	CATN7-85-XB-EGE-R17-L11	M

Full Voltage Non-Reversing (FVNR) Features include:

- NEMA-sized CAN7 contactor
- Three-Phase CEP7 Electronic Overload Relay
- Control Circuit Transformer
- Hand-Off-Auto (H-O-A) selector switch
- Red Run pilot light
- 2-NO and 1-NC auxiliaries for customer use
- Class CC Fuse holder as fused primary of CCT
- Reset pushbutton

① HP and NEMA size selection shown for 208V ratings only. Contact your Sprecher + Schuh representative for other voltage applications.
 ② Contactors are equipped with number and type of auxiliaries indicated. See page C108 to order additional or different auxiliary contacts.
 ③ Dimensional information starts on page C122.
 ④ HP and NEMA size selection shown for 230V ratings only. Contact your Sprecher + Schuh representative for other voltage applications.

NEMA Non-Combination Starters

Three Phase, Non-Reversing CATN7 @460V AC Non-Combination Starter

NEMA Size	Max HP 3-Phase ④	Auxiliary Contacts per Contactor ②		Type 1 Metallic General Purpose	DIM	Type 3R Metallic Outdoor Raintight	DIM
		NO	NC	Catalog Number		Catalog Number	
00	0.25	2	1	CATN7-12-XC-D1BB-G17-L11	A	CATN7-12-XC-D1BB-R17-L11	L
	0.5	2	1	CATN7-12-XC-D1CB-G17-L11	A	CATN7-12-XC-D1CB-R17-L11	L
	0.75	2	1	CATN7-12-XC-D1CB-G17-L11	A	CATN7-12-XC-D1CB-R17-L11	L
	1	2	1	CATN7-12-XC-D1CB-G17-L11	A	CATN7-12-XC-D1CB-R17-L11	L
	1.5	2	1	CATN7-12-XC-D1CB-G17-L11	A	CATN7-12-XC-D1CB-R17-L11	L
	2	2	1	CATN7-12-XC-D1CB-G17-L11	A	CATN7-12-XC-D1CB-R17-L11	L
0	3	2	1	CATN7-16-XC-D1DB-G17-L11	A	CATN7-16-XC-D1DB-R17-L11	L
	5	2	1	CATN7-16-XC-D1DB-G17-L11	A	CATN7-16-XC-D1DB-R17-L11	L
1	7.5	2	1	CATN7-37-XC-D1ED-G17-L11	A	CATN7-37-XC-D1ED-R17-L11	L
	10	2	1	CATN7-37-XC-D1ED-G17-L11	A	CATN7-37-XC-D1ED-R17-L11	L
2	15	2	1	CATN7-43-XC-D1FD-G17-L11	A	CATN7-43-XC-D1FD-R17-L11	L
	20	2	1	CATN7-43-XC-D1FD-G17-L11	A	CATN7-43-XC-D1FD-R17-L11	L
	25	2	1	CATN7-43-XC-D1FD-G17-L11	A	CATN7-43-XC-D1FD-R17-L11	L
3	30	2	1	CATN7-85-XC-EGE-G17-L11	B	CATN7-85-XC-EGE-R17-L11	M
	40	2	1	CATN7-85-XC-EGE-G17-L11	B	CATN7-85-XC-EGE-R17-L11	M
	50	2	1	CATN7-85-XC-EGE-G17-L11	B	CATN7-85-XC-EGE-R17-L11	M

Full Voltage Non-Reversing (FVNR) Features include:

- NEMA-sized CAN7 contactor
- Three-Phase CEP7 Electronic Overload Relay
- Control Circuit Transformer
- Hand-Off-Auto (H-O-A) selector switch
- Red Run pilot light
- 2-NO and 1-NC auxiliaries for customer use
- Class CC Fuse holder as fused primary of CCT
- Reset pushbutton

NEMANon-Combination Starters

See new NEMA Starters Section starting at page 101.1

This page has moved.

Three Phase, Non-Reversing CATN7 @575V AC Non-Combination Starter

NEMA Size	Max HP 3-Phase ④	Auxiliary Contacts per Contactor ②		Type 1 Metallic General Purpose	DIM	Type 3R Metallic Outdoor Raintight	DIM
		NO	NC	Catalog Number		Catalog Number	
00	0.25	2	1	CATN7-12-XD-D1BB-G17-L11	A	CATN7-12-XD-D1BB-R17-L11	L
	0.5	2	1	CATN7-12-XD-D1CB-G17-L11	A	CATN7-12-XD-D1CB-R17-L11	L
	0.75	2	1	CATN7-12-XD-D1CB-G17-L11	A	CATN7-12-XD-D1CB-R17-L11	L
	1	2	1	CATN7-12-XD-D1CB-G17-L11	A	CATN7-12-XD-D1CB-R17-L11	L
	2	2	1	CATN7-12-XD-D1CB-G17-L11	A	CATN7-12-XD-D1CB-R17-L11	L
	3	2	1	CATN7-16-XD-D1DB-G17-L11	A	CATN7-16-XD-D1DB-R17-L11	L
0	5	2	1	CATN7-16-XD-D1DB-G17-L11	A	CATN7-16-XD-D1DB-R17-L11	L
	7.5	2	1	CATN7-37-XD-D1ED-G17-L11	A	CATN7-37-XD-D1ED-R17-L11	L
1	10	2	1	CATN7-37-XD-D1ED-G17-L11	A	CATN7-37-XD-D1ED-R17-L11	L
	15	2	1	CATN7-43-XD-D1FD-G17-L11	A	CATN7-43-XD-D1FD-R17-L11	L
2	20	2	1	CATN7-43-XD-D1FD-G17-L11	A	CATN7-43-XD-D1FD-R17-L11	L
	25	2	1	CATN7-43-XD-D1FD-G17-L11	A	CATN7-43-XD-D1FD-R17-L11	L
	30	2	1	CATN7-85-XD-EGE-G17-L11	B	CATN7-85-XD-EGE-R17-L11	M
3	40	2	1	CATN7-85-XD-EGE-G17-L11	B	CATN7-85-XD-EGE-R17-L11	M
	50	2	1	CATN7-85-XD-EGE-G17-L11	B	CATN7-85-XD-EGE-R17-L11	M

Full Voltage Non-Reversing (FVNR) Features include:

- NEMA-sized CAN7 contactor
- Three-Phase CEP7 Electronic Overload Relay
- Control Circuit Transformer
- Hand-Off-Auto (H-O-A) selector switch
- Red Run pilot light
- 2-NO and 1-NC auxiliaries for customer use
- Class CC Fuse holder as fused primary of CCT
- Reset pushbutton

- ① HP and NEMA size selection shown for 460V ratings only. Contact your Sprecher + Schuh representative for other voltage applications.
- ② Contactors are equipped with number and type of auxiliaries indicated. See page C108 to order additional or different auxiliary contacts.
- ③ Dimensional information starts on page C122.
- ④ HP and NEMA size selection shown for 575V ratings only. Contact your Sprecher + Schuh representative for other voltage applications.

Single Phase, Non-Reversing CBTN7

NEMA Size	Maximum HP Single ϕ		Auxiliary Contacts per Contactor $\text{\textcircled{C}}$		Open Type	Type 1 General Purpose	D I M	Type 12 [Type 3R $\text{\textcircled{C}}$] Industrial Dusttight	D I M
	115V	230V	NO	NC					
00	1/3	1	1	0	CBTN7-12-* $\text{\textcircled{C}}$	CBTN7-12-* $\text{\textcircled{C}}$ -G0	A	CBTN7-12-* $\text{\textcircled{C}}$ -D0	L
0	1	2	1	0	CBTN7-16-* $\text{\textcircled{C}}$	CBTN7-16-* $\text{\textcircled{C}}$ -G0	A	CBTN7-16-* $\text{\textcircled{C}}$ -D0	L
1	2	3	1	0	CBTN7-37-* $\text{\textcircled{C}}$	CBTN7-37-* $\text{\textcircled{C}}$ -G0	A	CBTN7-37-* $\text{\textcircled{C}}$ -D0	L
2	3	7-1/2	1	0	CBTN7-43-* $\text{\textcircled{C}}$	CBTN7-43-* $\text{\textcircled{C}}$ -G0	A	CBTN7-43-* $\text{\textcircled{C}}$ -D0	L
3	7-1/2	15	1	0	CBTN7-85-* $\text{\textcircled{C}}$	CBTN7-85-* $\text{\textcircled{C}}$ -G0	B	CBTN7-85-* $\text{\textcircled{C}}$ -D0	M

Single Phase, Non-Reversing CBTN7

NEMA Size	Maximum HP Single ϕ		Auxiliary Contacts per Contactor $\text{\textcircled{C}}$		Type 4 Watertight	D I M	Type 4X Watertight Corrosion Resistant Non-metallic	D I M
	115V	230V	NO	NC				
00	1/3	1	1	0	CBTN7-12-* $\text{\textcircled{C}}$ -W0	N	CBTN7-12-* $\text{\textcircled{C}}$ -C0	S1
0	1	2	1	0	CBTN7-16-* $\text{\textcircled{C}}$ -W0	N	CBTN7-16-* $\text{\textcircled{C}}$ -C0	S1
1	2	3	1	0	CBTN7-37-* $\text{\textcircled{C}}$ -W0	N	CBTN7-37-* $\text{\textcircled{C}}$ -C0	U1
2	3	7-1/2	1	0	CBTN7-43-* $\text{\textcircled{C}}$ -W0	N	CBTN7-43-* $\text{\textcircled{C}}$ -C0	U1
3	7-1/2	15	1	0	CBTN7-85-* $\text{\textcircled{C}}$ -W0	O	CBTN7-85-* $\text{\textcircled{C}}$ -C0	U1

This page has moved. See new NEMA Starters Section starting at page 101.1

NOTE: Catalog numbers and enclosure dimensions reflect contactors with AC coils. For DC coils, select Coil Code from the DC Coil Code table on page C104 and follow the instructions for modifying catalog numbers.

Ordering Instructions

Specify Catalog Number	
Replace (*) with Coil Code	See page C104
Replace $\text{\textcircled{C}}$ with O/L Relay	See pages C105-C106
Factory Modifications available	See pages C107-C111

- $\text{\textcircled{C}}$ Dimensional information starts on page C122.
- $\text{\textcircled{C}}$ For Type 3R outdoor applications, replace "D" in catalog number with an "R". Dimensions may change. For example number CBTN7-37-* $\text{\textcircled{C}}$ -D0 becomes CBTN7-37-* $\text{\textcircled{C}}$ -R0.
- $\text{\textcircled{C}}$ Contactors are equipped with number and type of auxiliaries indicated. See page C108 to order additional or different auxiliary contacts.

Single Phase, Non-Reversing CBTN7 @ 120V AC Non-Combination

NEMA Size	Max HP 1-Phase ①	Auxiliary Contacts per Contactor ②		Type 1 Metallic General Purpose	DIM	Type 3R Metallic Outdoor Raintight	DIM
		NO	NC	Catalog No.		③ Catalog No.	
00	0.33	2	1	CBTN7-12-120-ERB-G17-L11	A	CBTN7-12-120-ERB-R17-L11	L
	0.5	2	1	CBTN7-16-120-ESB-G17-L11	A	CBTN7-16-120-ESB-R17-L11	L
0	0.75	2	1	CBTN7-16-120-ESB-G17-L11	A	CBTN7-16-120-ESB-R17-L11	L
	1	2	1	CBTN7-16-120-ESB-G17-L11	A	CBTN7-16-120-ESB-R17-L11	L
1	1.5	2	1	CBTN7-37-120-ETD-G17-L11	A	CBTN7-37-120-ETD-R17-L11	L
	2	2	1	CBTN7-37-120-ETD-G17-L11	A	CBTN7-37-120-ETD-R17-L11	L
2	3	2	1	CBTN7-43-120-ETD-G17-L11	A	CBTN7-43-120-ETD-R17-L11	L
3	5	2	1	CBTN7-85-120-EUE-G17-L11	B	CBTN7-85-120-EUE-R17-L11	M
	7.5	2	1	CBTN7-85-120-EUE-G17-L11	B	CBTN7-85-120-EUE-R17-L11	M

Full Voltage Non-Reversing (FVNR) Features include:

- NEMA-sized CAN7 contactor
- Single-Phase CEP7S electronic overload relay
- AC coil
- Hand-Off-Auto (H-O-A) selector switch
- Red Run pilot light
- 2-NO and 1-NC auxiliaries for customer use
- Reset pushbutton

NEMA Non-Combination Starters

NEMA Size	Max HP 1-Phase ①	Auxiliary Contacts per Contactor ②		Type 1 Metallic General Purpose	DIM	Type 3R Metallic Outdoor Raintight	DIM
		NO	NC	Catalog No.		③ Catalog No.	
00	0.25	2	1	CBTN7-12-220W-EPB-G17-L11	A	CBTN7-12-220W-EPB-R17-L11	L
	0.5	2	1	CBTN7-12-220W-EPB-G17-L11	A	CBTN7-12-220W-EPB-R17-L11	L
	0.75	2	1	CBTN7-12-220W-EPB-G17-L11	A	CBTN7-12-220W-EPB-R17-L11	L
	1	2	1	CBTN7-12-220W-EPB-G17-L11	A	CBTN7-12-220W-EPB-R17-L11	L
0	1.5	2	1	CBTN7-16-220W-ESB-G17-L11	A	CBTN7-16-220W-ESB-R17-L11	L
	2	2	1	CBTN7-16-220W-ESB-G17-L11	A	CBTN7-16-220W-ESB-R17-L11	L
1	3	2	1	CBTN7-37-220W-ETD-G17-L11	A	CBTN7-37-220W-ETD-R17-L11	L
2	5	2	1	CBTN7-43-220W-ETD-G17-L11	A	CBTN7-43-220W-ETD-R17-L11	L
	7.5	2	1	CBTN7-43-220W-ETD-G17-L11	A	CBTN7-43-220W-ETD-R17-L11	L
3	10	2	1	CBTN7-85-220W-EUE-G17-L11	B	CBTN7-85-220W-EUE-R17-L11	M
	15	2	1	CBTN7-85-220W-EUE-G17-L11	B	CBTN7-85-220W-EUE-R17-L11	M

See new NEMA Starters Section starting at page 101.1

Full Voltage Non-Reversing (FVNR) Features include:

- NEMA-sized CAN7 contactor
- Single-Phase CEP7S electronic overload relay
- AC coil
- Hand-Off-Auto (H-O-A) selector switch
- Red Run pilot light
- 2-NO and 1-NC auxiliaries for customer use
- Reset pushbutton

- ① HP and NEMA size selection shown for 120V ratings only. Contact your Sprecher + Schuh representative for other voltage applications.
- ② Contactors are equipped with number and type of auxiliaries indicated. See page C108 to order additional or different auxiliary contacts.
- ③ Dimensional information starts on page C122.
- ④ HP and NEMA size selection shown for 230V ratings only. Contact your Sprecher + Schuh representative for other voltage applications.