



Standard Pushbuttons, Flush, Non-Illuminated, Maintained (Complete Kits) ①

Contact Block(s) ②③	Plastic operator with plastic bezel ④	Metal operator with metal bezel ④
		
	Catalog Number	Catalog Number
Oper. Only	D7P-FA	D7M-FA
1NOEM	D7P-FA ^② PX10E	D7M-FA ^② PX10E
1NC	D7P-FA ^② PX01	D7M-FA ^② PX01
2NOEM	D7P-FA ^② PX20E	D7M-FA ^② PX20E
2NC	D7P-FA ^② PX02	D7M-FA ^② PX02
1NOEM/1NC	D7P-FA ^② PX11E	D7M-FA ^② PX11E
3NOEM	D7P-FA ^② PX30E	D7M-FA ^② PX30E
3NC	D7P-FA ^② PX03	D7M-FA ^② PX03
2NOEM/1NC	D7P-FA ^② PX21E	D7M-FA ^② PX21E
1NOEM/2NC	D7P-FA ^② PX12E	D7M-FA ^② PX12E

Important Note:
Maintained D7x-FA operators must use NOEM or NC contact blocks only.

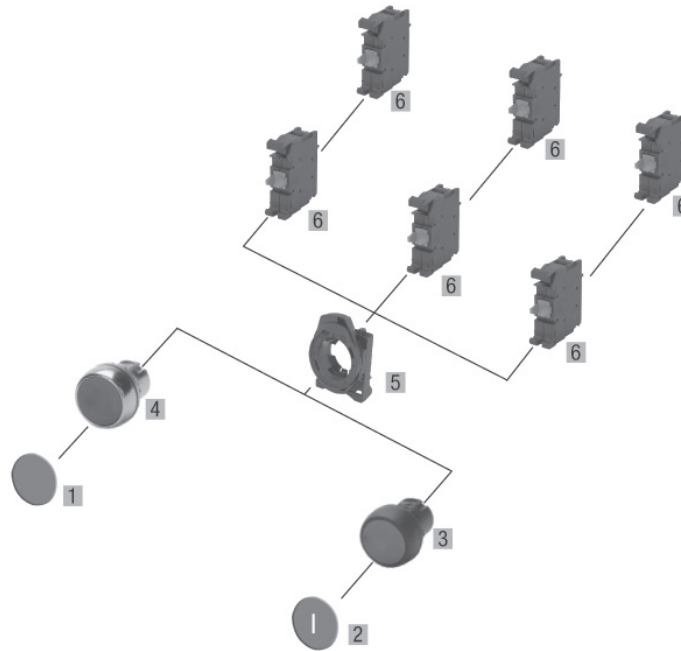
Complete Kit Ordering Instructions

D7P –	FA	★	P	X10E
Oper. Construction D7P - Plastic operator with plastic bezel (Type 4/4X/13, IP66) D7M - Metal operator with metal bezel (Type 4/13, IP66)	Operator Type FA - maintained, non-illuminated	Color Cap 0 - Orange 1 - White 2 - Black 3 - Green 4 - Red 5 - Yellow 6 - Blue 9 - No Cap <i>Custom printed caps sold separately. See note ④</i>	Mounting Latch P - Plastic latch (D7P and D7M offered with plastic latch as standard) M - Metal latch	Contacts ②③ X10E - 1NOEM X20E - 2NOEM X11E - 1NOEM/1NC X30E - 3NOEM X21E - 2NOEM/1NC X12E - 1NOEM/2NC X01 - 1NC → X02 - 2NC → X03 - 1NC

→ Positive Opening per EN60947-5-1 (applies to all NC contact block styles)

- ① Legend plates sold separately. See page H73 for information.
- ② Up to 6 contact blocks (3 across / 2 high) can be attached.
- ③ See page H74 for complete kit ordering information on other special contact blocks.
- ④ Custom printed caps sold separately, see page H76. Order kits with "No Cap" and order the custom printed caps separately for customer installation.

Standard Pushbuttons, Flush, Non-Illuminated, Maintained (Components) ❶



Component	Catalog Number	Pkg. Qty.
01 Color caps maintained, flush Orange White Black Green Red Yellow Blue	D7-AFA0 D7-AFA1 D7-AFA2 D7-AFA3 D7-AFA4 D7-AFA5 D7-AFA6	10
02 Custom printed color caps maintained ❶❷❸ Green ON Red OFF Black AUTO Black CLOSE Black DOWN Black FAST Black HAND Black LEFT Black LOWER Black RAISE Black RIGHT Black RUN Black SETUP Black SLOW Black UP	D7-AFA3CE166 D7-AFA4CE163 D7-AFA2CE101 D7-AFA2CE107 D7-AFA2CE110 D7-AFA2CE114 D7-AFA2CE126 D7-AFA2CE145 D7-AFA2CE152 D7-AFA2CE182 D7-AFA2CE191 D7-AFA2CE193 D7-AFA2CE198 D7-AFA2CE201 D7-AFA2CE223	1
03 Plastic operator with plastic bezel, maintained, flush	D7P-FA9	1
04 Metal operator with shiny metal front bezel maintained, flush	D7M-FA9	1
05 Tool-less Mounting Latch (for snap-on contact blocks and power modules) Plastic Latch Metal Latch	D7-ALP D7-ALM	10

Component	Catalog Number	Pkg. Qty.
06 Contact blocks ❹❺ NC NO, early make NC, low voltage	D7-X01 D7-X10E D7-X01V	10

- ❶ Legend plates sold separately. See page H73 for information.
- ❷ See page H76 for other custom printed ISO and text options.
- ❸ Rotation every 90° (→, ←, ↓, ↑)
- ❹ Up to 6 contact blocks (3 across / 2 high) can be attached.
- ❺ Maintained D7x-FA operators must use NOEM or NC contact blocks only.

