



Standard Pushbuttons, Extended, Momentary, Non-Illuminated (Complete Kits) ①

Contact Block(s) ②③	Plastic operator with plastic bezel	Metal operator with metal bezel
		
	Momentary ④	Momentary ④
	Catalog Number	Catalog Number
Oper. Only	D7P-E④▼	D7M-E④▼
1NO	D7P-E④▼PX10	D7M-E④▼PX10
1NC	D7P-E④▼PX01	D7M-E④▼PX01
2NO	D7P-E④▼PX20	D7M-E④▼PX20
2NC	D7P-E④▼PX02	D7M-E④▼PX02
1NO/1NC	D7P-E④▼PX11	D7M-E④▼PX11
3NO	D7P-E④▼PX30	D7M-E④▼PX30
3NC	D7P-E④▼PX03	D7M-E④▼PX03
2NO/1NC	D7P-E④▼PX21	D7M-E④▼PX21
1NO/2NC	D7P-E④▼PX12	D7M-E④▼PX12

Complete Kit Ordering Instructions

D7P	E	★	▼	P	X10
Oper. Construction D7P - Plastic operator with plastic bezel (Type 4/4X/13, IP66) D7M - Metal operator with metal bezel (Type 4/13, IP66)	Operator Type E - Extended, momentary, non-illuminated	Color Cap 0 - Orange 1 - White 2 - Black 3 - Green 4 - Red 5 - Yellow 6 - Blue 9 - No Cap	Inscription ①④⑤ <i>Omit this position for a blank color cap</i> Standard Molded Caps 02 - STOP 05 - O 08 - → 11 - R <i>Custom printed caps sold separately, see note ⑥</i>	Mounting Latch P - Plastic latch (D7P and D7M offered with plastic latch as standard) M - Metal latch	Contacts ②③ X10 - 1NO X01 - 1NC → X20 - 2NO X02 - 2NC X11 - 1NO/1NC X30 - 3NO X03 - 3NC X21 - 2NO/1NC X12 - 1NO/2NC

→ Positive Opening per EN60947-5-1 (applies to all NC contact block styles)

Standard Molded Inscription Caps ⑤

Color	Text Extended Caps
White	→, R
Black	STOP, O, →, R
Green	→
Red	STOP, O, →
Yellow	→
Blue	→, R

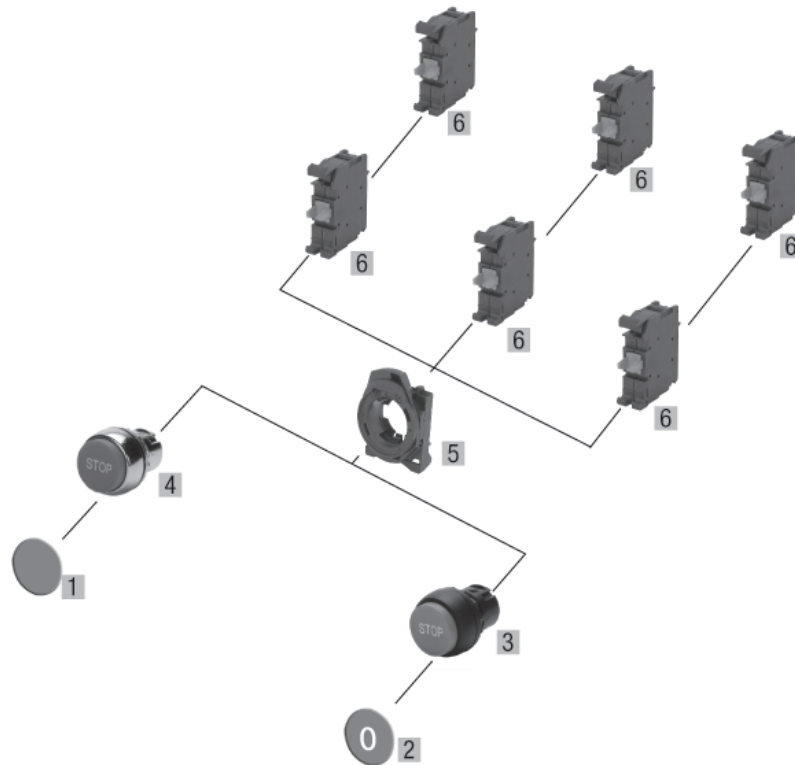
NEC CODE TIP:

The D7P-E...and D7M-E...meets NFPA-79, 10.2.1 which states pushbutton actuators used to initiate a stop function shall be of the extended operator or mushroom-head type.

- ① Legend plates sold separately. See page H73 for information.
- ② Up to 6 contact blocks (3 across / 2 high) can be attached.
- ③ See page H74 for complete kit ordering information on other special contact blocks: Early make, late break, low voltage contact blocks.
- ④ One blank color cap included. All legend caps supplied loose for customer installation.

- ⑤ Custom printed caps sold separately, see page H76. Order kits with "No Cap" and order the custom printed caps separately for customer installation.
- ⑥ Valid color cap/legend text codes. White and yellow caps have black text. All other caps have white text.

Standard Pushbuttons, Extended, Momentary, Non-Illuminated (Components) ❶



Component		Catalog Number	Pkg. Qty.
01 Color caps	Orange	D7-AE0	10
	White	D7-AE1	
	Black	D7-AE2	
	Green	D7-AE3	
	Red	D7-AE4	
	Yellow	D7-AE5	
02 Inscription color caps ❶❷	Blue	D7-AE6	10
	Green →	D7-AE308	
	Red STOP	D7-AE402	
	Red O	D7-AE405	
	Red →	D7-AE408	
	White →	D7-AE108	
	White R	D7-AE111	
	Blue →	D7-AE608	
	Blue R	D7-AE611	
	Black STOP	D7-AE202	
	Black O	D7-AE205	
	Black →	D7-AE208	
	Black R	D7-AE211	
	Yellow →	D7-AE508	

Component		Catalog Number	Pkg. Qty.
03 Plastic operator with plastic bezel, momentary, flush		D7P-E9	1
04 Metal operator with shiny metal bezel, momentary, flush		D7M-E9	1
05 Tool-less Mounting Latch (for snap-on contact blocks and power module)			10
	Plastic Latch	D7-ALP	
	Metal Latch	D7-ALM	
06 Contact blocks ❸	NO	D7-X10	10
	NC	D7-X01	
	NO, early make	D7-X10E	
	NC, late break	D7-X01L	
	NO, low voltage	D7-X10V	
	NC, low voltage	D7-X01V	

❶ Legend plates sold separately. See page H73 for information.
 ❷ See page H76 for other custom printed ISO and text options.
 ❸ Up to 6 contact blocks (3 across / 2 high) can be attached.