



Standard Pushbuttons, Flush, Illuminated, Maintained (Complete Kits) ①②

Contact Block(s) ②③	Plastic operator with plastic bezel	Metal operator with metal bezel
		
	Maintained ④	Maintained ④
	Catalog Number	Catalog Number
Oper. Only	D7P-LFA④	D7M-LFA④
Integral LED Module		
1NOEM	D7P-LFA④P♣X10E	D7M-LFA④P♣X10E
1NC	D7P-LFA④P♣X01	D7M-LFA④P♣X01
2NOEM	D7P-LFA④P♣X20E	D7M-LFA④P♣X20E
2NC	D7P-LFA④P♣X02	D7M-LFA④P♣X02
1NOEM/1NC	D7P-LFA④P♣X11E	D7M-LFA④P♣X11E

Important Note for maintained operators:

- D7x-LFA operator must be used with NOEM or NC contacts only.
- LED module required for illumination, cannot use incandescent module.

Complete Kit Ordering Instructions

D7P	–	LFA	★	P	♣	X10E
Oper. Construction		Operator Type	Lens Color	Mounting Latch	Power Module	Contacts ②③
D7P - Plastic operator with plastic bezel (Type 4/4X/13, IP66)		LFA - Flush, maintained, illuminated	0 - Amber 3 - Green 4 - Red 5 - Yellow 6 - Blue 7 - Clear 9 - No lens	P - Plastic latch (D7P and D7M offered with plastic latch as standard)	Integral LED module N3x, 24V AC/DC N5x, 120V AC N7x, 240V AC	X10E - 1NOEM X20E - 2NOEM X11E - 1NOEM/1NC X01 - 1NC X02 - 2NC
D7M - Metal operator with metal bezel (Type 4/13, IP66)			Custom printed diffusers sold separately, see Note ④	M - Metal latch		

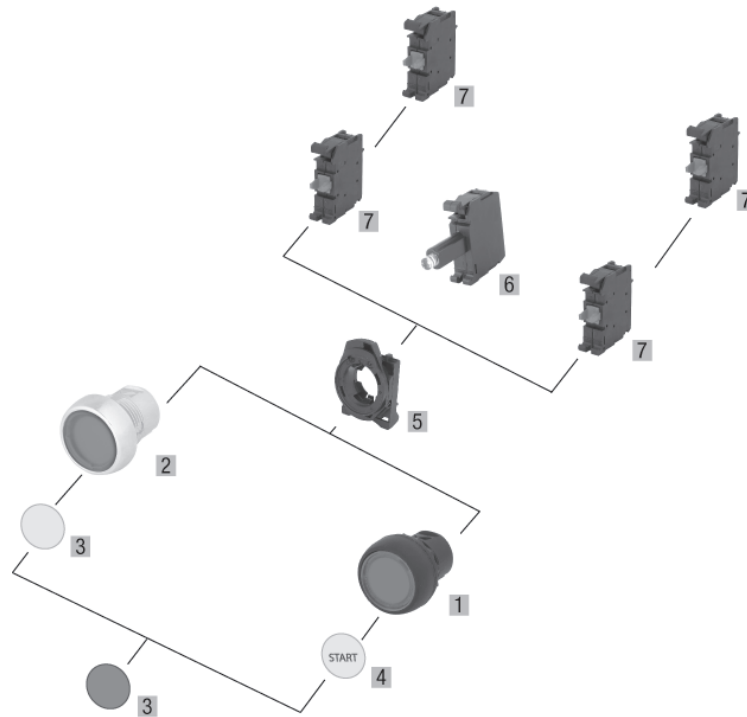
LED Module Code Selection	
For lens color...	replace "x" with...
Green	G
Red	R
Amber Yellow Blue Clear	W

⤴ Positive Opening per EN60947-5-1 (applies to all NC contact block styles)

- ① Legend plates sold separately. See page H73 for information.
- ② Up to 4 contact blocks can be attached.
- ③ See page H74 for complete kit ordering information on other special contact blocks and power modules
- ④ One blank inscription diffuser included. For custom printed diffuser, order operator with applicable lens cap color plus custom printed diffuser on page H76, sold separately.

- ⑤ D7x-LFA operator must be used with NOEM or NC contacts only. LED module required for illumination, cannot use incandescent module.

Standard Pushbuttons, Flush, Illuminated, Maintained (Components) ❶



Component	Catalog Number	Pkg. Qty.
01 Illuminated plastic operator with plastic bezel, maintained, flush ❷❸	D7P-LFA9	1
02 Illuminated metal operator with shiny metal bezel, maintained, flush ❷❸	D7M-LFA9	1
03 Lens Cap (includes diffuser)	Amber D7-ALF0 Green D7-ALF3 Red D7-ALF4 Yellow D7-ALF5 Blue D7-ALF6 Clear D7-ALF7	10
04 Custom printed Inscription diffusers ❶❸	AUTO D7-AD2CE101 CLOSE D7-AD2CE107 DOWN D7-AD2CE110 FAULT D7-AD2CE113 FAST D7-AD2CE114 FORWARD D7-AD2CE120 HAND D7-AD2CE126 HIGH D7-AD2CE129 LOW D7-AD2CE148 OFF D7-AD2CE163 ON D7-AD2CE166 OPEN D7-AD2CE170 REVERSE D7-AD2CE188 RUN D7-AD2CE193 SLOW D7-AD2CE201 START D7-AD2CE208 STOP D7-AD2CE212 UP D7-AD2CE223	1

Component	Catalog Number	Pkg. Qty.
05 Tool-less Mounting Latch (for snap-on contact blocks and power modules)	Plastic Latch D7-ALP Metal Latch D7-ALM	10
06 Power Module, Integral LED ❷❸	24V AC/DC D7-N3x 120V AC D7-N5x 240V AC D7-N7x	10
07 Contact blocks ❷❸	NC D7-X01 NO, early make D7-X10E NC, low voltage D7-X01V	10

❶ Legend plates sold separately. See page H73 for information.
 ❷ Up to 4 contact blocks can be attached.
 ❸ See page H76 for other custom printed ISO and text options.

❹ To complete the catalog no., replace the "x" with one of the codes on the previous page.
 ❺ D7x-LFA operator must be used with NOEM or NC contacts only. LED module required for illumination, cannot use incandescent module.