

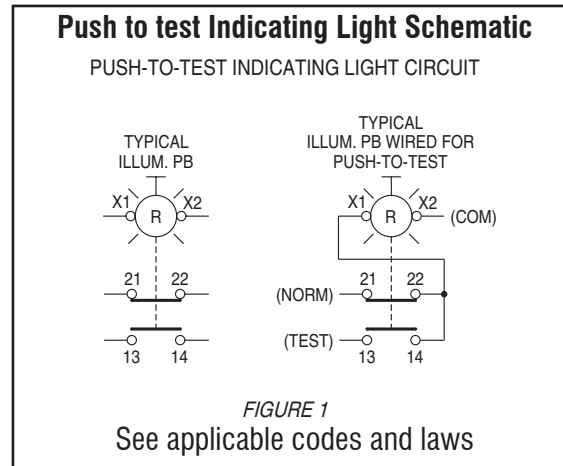


Standard Pushbuttons, Extended, Illuminated (Complete Kits) ①

| Contact Block(s) ②③ | Plastic operator with plastic bezel | Metal operator with metal bezel |
|-------------------------------------|---|---|
| |  |  |
| | Momentary ④ | Momentary ④ |
| Catalog Number | Catalog Number | Catalog Number |
| Oper. Only | D7P-LE | D7M-LE |
| Incandescent Module (Bulb Included) | | |
| 1NO | D7P-LEP♣X10 | D7M-LEP♣X10 |
| 1NC | D7P-LEP♣X01 | D7M-LEP♣X01 |
| 2NO | D7P-LEP♣X20 | D7M-LEP♣X20 |
| 2NC | D7P-LEP♣X02 | D7M-LEP♣X02 |
| 1NO/1NC | D7P-LEP♣X11 | D7M-LEP♣X11 |
| Integral LED Module | | |
| 1NO | D7P-LEP♣X10 | D7M-LEP♣X10 |
| 1NC | D7P-LEP♣X01 | D7M-LEP♣X01 |
| 2NO | D7P-LEP♣X20 | D7M-LEP♣X20 |
| 2NC | D7P-LEP♣X02 | D7M-LEP♣X02 |
| 1NO/1NC | D7P-LEP♣X11 | D7M-LEP♣X11 |



Complete Kit Ordering Instructions

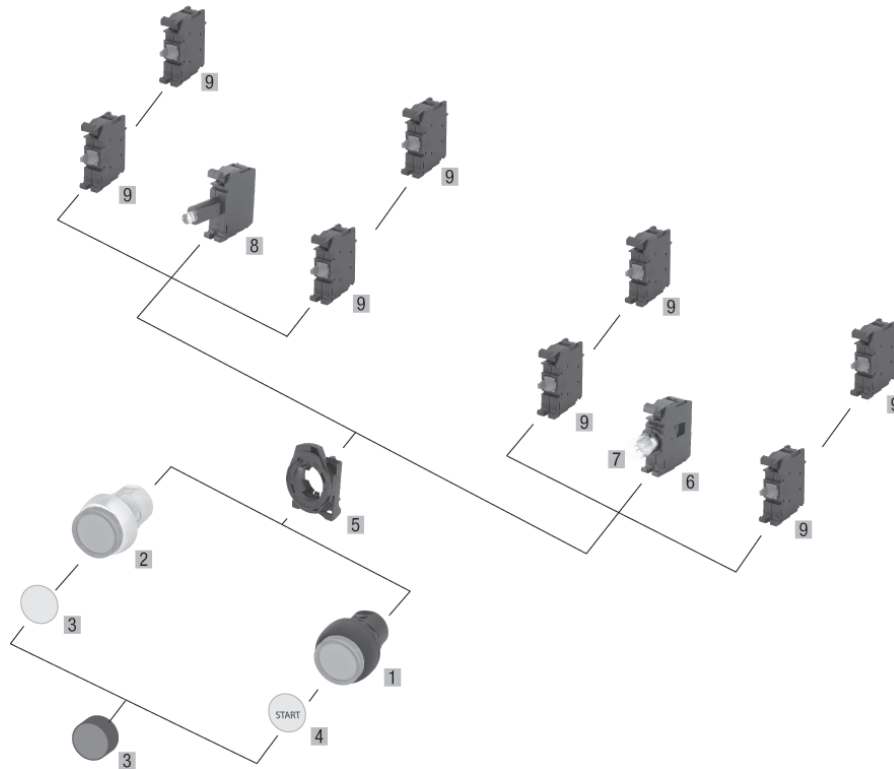
| D7P | LE | ★ | P | ♣ | X10 |
|---|--|---|---|--|--|
| Oper. Construction | Operator Type | Lens Color | Mounting Latch | Power Module | Contacts ②③ |
| D7P - Plastic operator with plastic bezel (Type 4/4X/13, IP66) D7M - Metal operator with metal bezel (Type 4/13, IP66) | LE - Extended, momentary, illuminated | 0 - Amber 3 - Green 4 - Red 5 - Yellow 6 - Blue 7 - Clear 9 - No Lens Custom printed diffusers sold separately, see Note ④ | P - Plastic latch (D7P and D7M offered with plastic latch as standard) M - Metal latch | Incandescent module D0 - no bulb D1 - 6V, bulb D2 - 12V, bulb D3 - 24V, bulb D4 - 48V, bulb D5 - 120V, bulb Integral LED module N3x , 24V AC/DC N5x , 120V AC N7x , 240V AC | X10 - 1NO X01 - 1NC ⤴ X20 - 2NO X02 - 2NC X11 - 1NO/1NC |

| LED Module Code Selection | |
|----------------------------------|---------------------|
| For lens color... | replace "x" with... |
| Green | G |
| Red | R |
| Amber Yellow Blue Clear | W |

⤴ Positive Opening per EN60947-5-1 (applies to all NC contact block styles)

- ① Legend plates sold separately. See page H73 for information.
- ② Up to 4 contact blocks can be attached.
- ③ See page H74 for complete kit ordering information on other special contact blocks and power modules.
- ④ One blank inscription diffuser included. For custom printed diffuser, order operator with applicable lens cap color plus custom printed diffuser on page H76, sold separately.

Standard Pushbuttons, Extended, Illuminated (Components) ①



| Component | Catalog Number | Pkg. Qty. |
|--|--|-----------|
| 01 Illuminated plastic operator with plastic bezel, momentary, flush | D7P-LE9 | 1 |
| 02 Illuminated metal operator with shiny metal bezel, momentary, flush | D7M-LE9 | 1 |
| 03 Lens Cap (includes blank diffuser) | Amber D7-ALE0 Green D7-ALE3 Red D7-ALE4 Yellow D7-ALE5 Blue D7-ALE6 Clear D7-ALE7 | 10 |
| 04 Custom printed Inscription diffusers ①② | AUTO D7-AD4CE101 CLOSE D7-AD4CE107 DOWN D7-AD4CE110 FAULT D7-AD4CE113 FAST D7-AD4CE114 FORWARD D7-AD4CE120 HAND D7-AD4CE126 HIGH D7-AD4CE129 LOW D7-AD4CE148 OFF D7-AD4CE163 ON D7-AD4CE166 OPEN D7-AD4CE170 REVERSE D7-AD4CE188 RUN D7-AD4CE193 SLOW D7-AD4CE201 START D7-AD4CE208 STOP D7-AD4CE212 UP D7-AD4CE223 | 1 |

| Component | Catalog Number | Pkg. Qty. |
|--|--|-----------|
| 05 Tool-less Mounting Latch (for snap-on contact blocks and power modules) | Plastic Latch D7-ALP Metal Latch D7-ALM | 10 |
| 06 Power Module, Incandescent | D7-DOC | 10 |
| 07 Lamps, Incandescent | 6V AC/DC D7-N65 12V AC/DC D7-N141 24V AC/DC D7-N157 48V AC/DC D7-N48 130V AC/DC D7-N130 | 10 |
| 08 Power Module, Integral LED ④ | 24V AC/DC D7-N3x 120V AC D7-N5x 240V AC D7-N7x | 10 |
| 09 Contact blocks ② | NO D7-X10 NC D7-X01 NO, early make D7-X10E NC, late break D7-X01L NO, low voltage D7-X10V NC, low voltage D7-X01V | 10 |

① Legend plates sold separately. See page H73 for information.
 ② Up to 4 contact blocks can be attached.
 ③ See page H76 for other custom printed ISO and text options.
 ④ To complete the catalog no., replace the “x” with one of the codes on the

previous page.