







Four Position Selector Switches, Non-Illuminated (Operator Only) ①

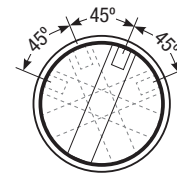
Switching Positions	Plastic operator with plastic bezel	Metal operator with metal bezel
		
Catalog Number	D7P-SM42	D7M-SM42

Important Note: Cannot use N.C. or N.O.E.M contact blocks with 4-position selector switch. Contact blocks and mounting latches sold separately, see next page to order.

Ordering Instructions (Operator Only)

D7P	–	S	M4	2
Oper. Construction		Operator Type	Oper. Function	Knob Color
D7P - Plastic operator with plastic bezel (Type 4/4X/13, IP66)		S - Standard knob H - Long knob ③	M4 - Maintained 45° switching angle	2 - Black knob white insert
D7M - Metal operator with metal bezel (Type 4/13, IP66)				

Target Table and Operator Positions ②④						
Contact Type	Catalog Number	Position on Mounting Latch				
N.O.	D7-X10	Left	0	0	X	0
		Right	X	0	0	0
		Center	X	0	X	0
N.C.E.B.	D7-X01B	Left	0	0	0	X
		Right	0	X	0	0
N.C.L.B.	D7-X01L	Left	X	X	0	X
		Right	0	X	X	X
		Center	0	X	0	X
Special Center Activation ④						
N.O.	D7-X10	Center CL	0	0	X	0
		Center CR	X	0	0	0
N.C.E.B.	D7-X01B	Center CL	0	0	0	X
		Center CR	0	X	0	0
N.C.L.B.	D7-X01L	Center CL	X	X	0	X
		Center CR	0	X	X	X



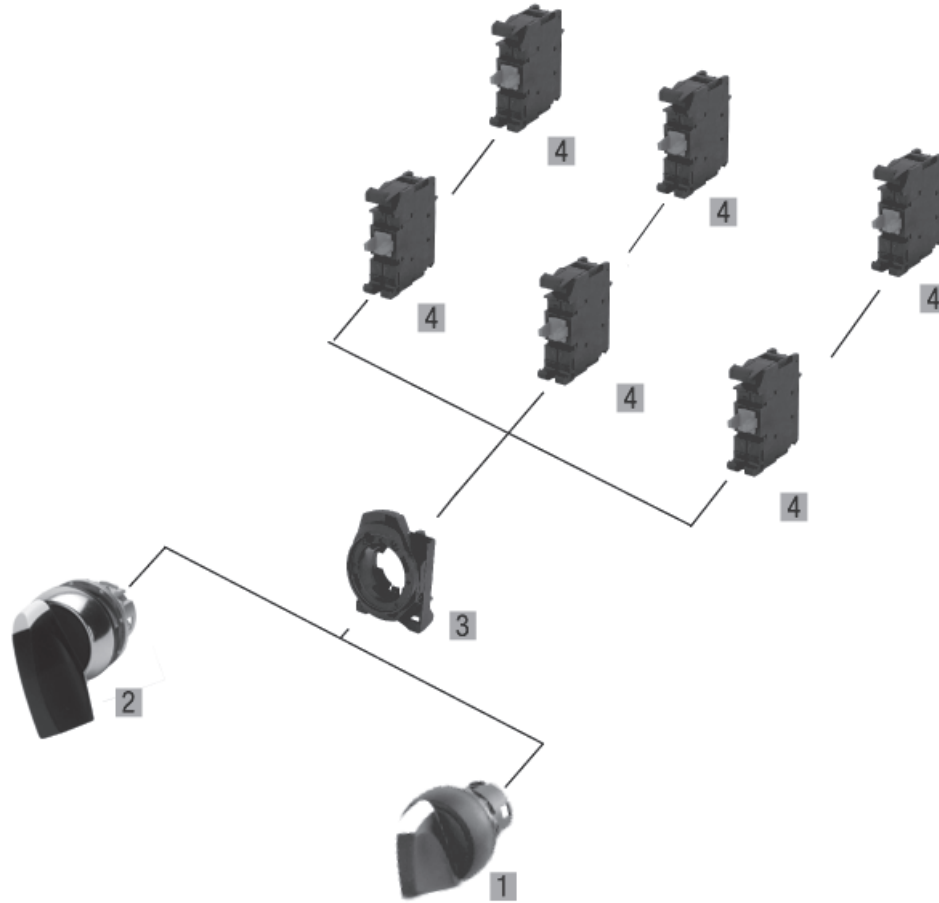
Switching Angle

Note: X = Closed/O = Open

- ① Legend plates sold separately. See page H73 for information.
- ② Up to 6 contact blocks (3 across / 2 high) can be attached.
- ③ Cannot use N.C. or N.O.E.M contact blocks with 4-position selector switch. Must use N.O., N.C.E.B., or N.C.L.B. contact blocks. Contact blocks and mounting latches sold separately, see next page to order.

- ④ Standard operators not available for Center position activation (CL/CR). Modification can be field installed with accessory item D7-ACP for center position activation. See accessory page H67 to order.
- ⑤ 30mm hole spacing will not work if long knob lever is used. See page H86 for recommended operator panel spacing.

Four Position Selector Switches, Non-Illuminated (Components) ❶



Component	Catalog Number	Pkg. Qty.
01 Standard Knob, plastic front bezel ❶ Maintained	Black D7P-SM42	1
Standard Knob, metal front bezel ❶ Maintained	Black D7M-SM42	
02 Long Knob, plastic front bezel ❶ Maintained	Black D7P-HM42	1
Long Knob, metal front bezel ❶ Maintained	Black D7M-HM42	
03 Tool-less Mounting Latch (for snap-on contact blocks and power modules) Plastic Latch Metal Latch	D7-ALP D7-ALM	10
04 Contact blocks ❷❸ NO NC late break (N.C.L.B.) NC early break (N.C.E.B.)	D7-X10 D7-X01L D7-X01B	10

- ❶ Legend plates sold separately. See page H73 for order information.
- ❷ Up to 6 contact blocks (3 across / 2 high) can be attached.
- ❸ Cannot use N.C. or N.O.E.M contact blocks with 4-position selector switch.