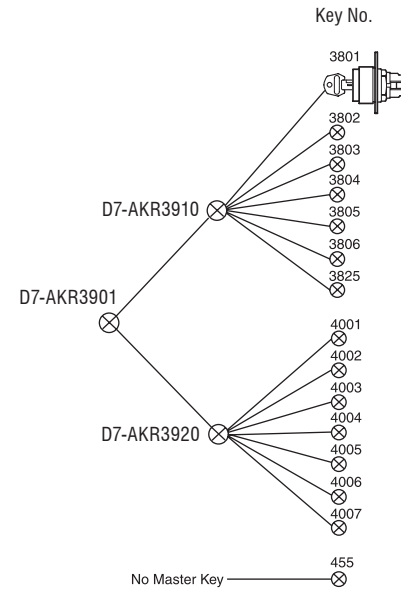


#### Two Position Key Operated Selector Switches (Complete Kits) ①②

Switching Positions	Contact Block(s) ③④	Plastic operator with plastic bezel	Metal operator with metal bezel
		Catalog Number	Catalog Number
 M2	Oper. Only	D7P-KM2 ⑤⑥	D7M-KM2 ⑤⑥
	1	D7P-KM2 ⑤⑥P▼	D7M-KM2 ⑤⑥P▼
	2	D7P-KM2 ⑤⑥P▼	D7M-KM2 ⑤⑥P▼
 L2	Oper. Only	D7P-KL2 ⑤⑥	D7M-KL2 ⑤⑥
	1	D7P-KL2 ⑤⑥P▼	D7M-KL2 ⑤⑥P▼
	2	D7P-KL2 ⑤⑥P▼	D7M-KL2 ⑤⑥P▼
 R2	Oper. Only	D7P-KR2 ⑤⑥	D7M-KR2 ⑤⑥
	1	D7P-KR2 ⑤⑥P▼	D7M-KR2 ⑤⑥P▼
	2	D7P-KR2 ⑤⑥P▼	D7M-KR2 ⑤⑥P▼

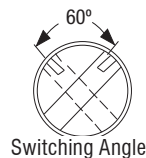


#### Complete Kit Ordering Instructions

D7P	–	KM2	★	♣	P	▼																																	
Oper. Construction		Operator Type	Key Removal ⑤	Key Code	Mounting Latch	Contacts ③④																																	
D7P - Plastic operator with plastic bezel (Type 4/13, IP66)		KM2 - Maintained, 60° switching angle, "Ronis" lock	1 - Left 2 - Right 3 - Both	Omit this position for a standard key (3825) <b>Ronis Key Lock</b> <table border="1"> <thead> <tr> <th>Key Code</th> <th>Key No.</th> </tr> </thead> <tbody> <tr><td>Blank</td><td>3825 (Standard)</td></tr> <tr><td>R</td><td>455</td></tr> <tr><td>01R</td><td>3801</td></tr> <tr><td>02R</td><td>3802</td></tr> <tr><td>03R</td><td>3803</td></tr> <tr><td>04R</td><td>3804</td></tr> <tr><td>05R</td><td>3805</td></tr> <tr><td>06R</td><td>3806</td></tr> <tr><td>27R</td><td>4001</td></tr> <tr><td>28R</td><td>4002</td></tr> <tr><td>29R</td><td>4003</td></tr> <tr><td>30R</td><td>4004</td></tr> <tr><td>31R</td><td>4005</td></tr> <tr><td>32R</td><td>4006</td></tr> <tr><td>33R</td><td>4007</td></tr> </tbody> </table>		Key Code	Key No.	Blank	3825 (Standard)	R	455	01R	3801	02R	3802	03R	3803	04R	3804	05R	3805	06R	3806	27R	4001	28R	4002	29R	4003	30R	4004	31R	4005	32R	4006	33R	4007	P - Plastic latch (D7P and D7M offered with plastic latch as standard)  M - Metal latch	X10 - 1NO X01 - 1NC X20 - 2NO X02 - 2NC X11 - 1NO/1NC
Key Code	Key No.																																						
Blank	3825 (Standard)																																						
R	455																																						
01R	3801																																						
02R	3802																																						
03R	3803																																						
04R	3804																																						
05R	3805																																						
06R	3806																																						
27R	4001																																						
28R	4002																																						
29R	4003																																						
30R	4004																																						
31R	4005																																						
32R	4006																																						
33R	4007																																						
D7M - Metal operator with metal bezel (Type 4/13, IP66)		KL2 - Spring return from left, 60°, "Ronis" lock KR2 - Spring return from right, 60°, "Ronis" lock																																					

➔ Positive Opening per EN60947-5-1 (applies to all NC contact block styles)

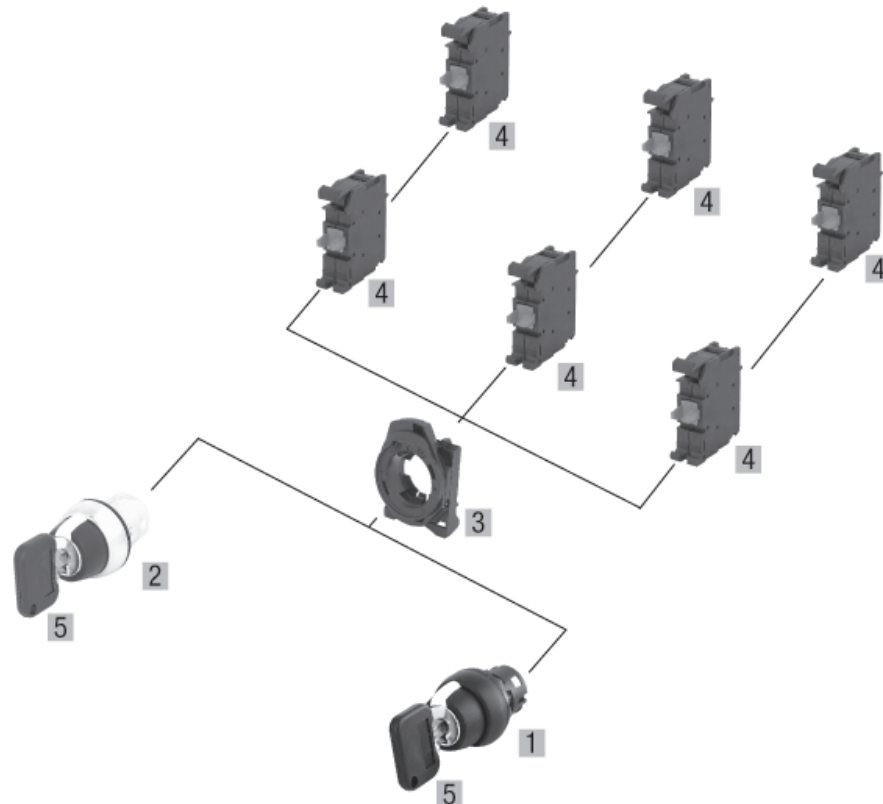
Contact Type	Mounting Position on Latch		
NO ③	All slots	0	X
NC ④	All slots	X	0



- ① Legend plates sold separately. See page H73 for information.
- ② Not intended for high security applications. Interoperability is possible with certain key/cylinder lock combinations.
- ③ Up to 6 contact blocks (3 across / 2 high) can be attached.

- ④ See page H74 for complete kit ordering information on other special contact blocks: Early make, late break, low voltage contact blocks.
- ⑤ Key removal from maintained position only.
- ⑥ Contact actuation is reversed for "L2" type switch.

Two Position Key Operated Selector Switches (Components) ❶



Component	Catalog Number	Pkg. Qty.
<b>01 Plastic operator with plastic bezel, keyed, "Ronus" lock</b> Maintained 60° Spring return from left, 60° Spring return from right, 60°	D7P-KM2ⓈⓂ D7P-KL2ⓈⓂ D7P-KR2ⓈⓂ	1
<b>02 Standard knob, shiny metal front bezel, keyed, "Ronus" lock</b> Maintained 60° Spring return from left, 60° Spring return from right, 60°	D7M-KM2ⓈⓂ D7M-KL2ⓈⓂ D7M-KR2ⓈⓂ	1
<b>03 Tool-less Mounting Latch</b> (for snap-on contact blocks and power modules) Plastic Latch Metal Latch	D7-ALP D7-ALM	10
<b>04 Contact blocks</b> ❷ NO NC NO, early make NC, late break NO, low voltage NC, low voltage	D7-X10 D7-X01 D7-X10E D7-X01L D7-X10V D7-X01V	10

Component	Catalog Number	Pkg. Qty.
<b>05 Replacement Keys</b> ❸ Ronis 3825 (standard key) Ronis 455 Ronis 3801 Ronis 3802 Ronis 3803 Ronis 3804 Ronis 3805 Ronis 3806 Ronis 4001 Ronis 4002 Ronis 4003 Ronis 4004 Ronis 4005 Ronis 4006 Ronis 4007 Ronis 3901 ❹ Ronis 3910 ❹ Ronis 3920 ❹ Note: Minimum order quantity is one package of 2 keys.	D7-AKR3825 D7-AKR455 D7-AKR3801 D7-AKR3802 D7-AKR3803 D7-AKR3804 D7-AKR3805 D7-AKR3806 D7-AKR4001 D7-AKR4002 D7-AKR4003 D7-AKR4004 D7-AKR4005 D7-AKR4006 D7-AKR4007 D7-AKR3901 D7-AKR3910 D7-AKR3920	1 set

See "Complete Assembly Ordering Instructions" chart on opposite page to determine "Key Removal" (Ⓢ) and "Key Codes" (Ⓜ) if applicable.

- ❶ Legend plates sold separately. See page H73 for information.
- ❷ Up to 6 contact blocks (3 across / 2 high) can be attached.
- ❸ Master keys. See diagram on previous page for master key system details.
- ❹ Minimum order quantity is one package of 2 keys.

D7 Pilot Devices