




Stack Modules up to 5 levels



**Ordering Instructions**

- 1) Determine the number of levels (up to five) required in the Warning Tower Light
- 2) Choose the Base required (Table A)
- 3) Choose Base & Cap color (Table B) and control voltage (Table C)
- 4) Choose Module Type (Table D) and Lens color (Table E) for up to five levels until the entire catalog number is complete



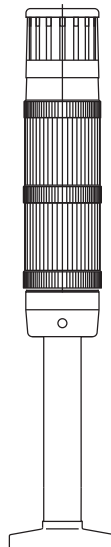
**SN**  
Surface Mount  
1/2" NPT  
(VNW)




**V**  
Vertical Mount  
(VMV)



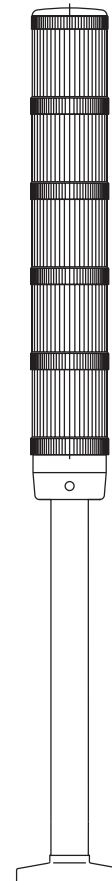
**L1**  
10 cm Pole Mount  
(VMR)



**L2**  
25 cm Pole Mount  
(VMR)



**Q1**  
10 cm Pole Quick Release  
(VFR)



**L4**  
40 cm Pole Mount  
(VMR)

Level 5 (max)  
Level 4  
Level 3  
Level 2  
Level 1

Warning Tower Lights

			Level One	Level Two	Level Three	Level Four	Level Five						
A	B	C	D	E	D	E	D	E					
WTL50 –	V	G	24	Y	3	Y	4	Y	5	L	7	AS	



				Level One		Level Two		Level Three		Level Four		Level Five	
	A	B	C	D	E	D	E	D	E	D	E	D	E
WTL50 –	L1	G	120	D	7	D	3	D	5	D	4	AD	

Catalog Code	Description
X	Modules only (no base)
SN	Surface Mount (1/2" NPT Threading)
SM	Surface Mount (M20 Threading)
V	Vertical Mount
L	Pole Mount Base - 5cm [≈2"] aluminum tube w/polycarbonate foot
L1	Pole Mount Base - 10cm [≈4"] aluminum tube w/polycarbonate foot
L2	Pole Mount Base - 25cm [≈9-7/8"] aluminum tube w/polycarbonate foot
L4	Pole Mount Base - 40cm [≈15-3/4"] aluminum tube w/polycarbonate foot
Q1	Quick Release Pole Mount Base - 10cm [≈4"] aluminum tube w/foot adapter
Q2	Quick Release Pole Mount Base - 25cm [≈9-7/8"] aluminum tube w/foot adapter
Q3	Quick Release Pole Mount Base - 40cm [≈15-3/4"] aluminum tube w/foot adapter

Gray denotes special order

Catalog Code	Description
B	Black
G	Gray

Catalog Code	Description
12	12V AC/DC Full Voltage
24	24V AC/DC Full Voltage
120	120V AC Full Voltage
240	240V AC Full Voltage

Catalog Code	Description
D	Steady Incandescent ❷
F	Flashing Incandescent ❷
Y	Steady LED (VLL + LLL)
Z	Steady Integrated LED light ❸
L	Flashing LED (VLB + LLL) ❷
M	Flashing Integrated LED light ❸ ❹
B	Strobe - Xenon
BS	Strobe Integrated LED Single ❸ ❹
S	Strobe Integrated LED Multi ❸ ❹
AS	Sound - single circuit, dual tone ❺
AD	Sound - dual circuit, dual tone ❺

Catalog Code	Description
3	Green
4	Red
5	Amber
6	Blue
7	Clear
8	Yellow

- ❶ For a Pole Mount Base with Junction Box, order desired Pole Mount from this table and field install Junction Box as an accessory.
- ❷ Assembled as a Flashing Module with Steady LED bulb (LLL).
- ❸ Sound Modules must be installed as the last component (top level) of the tower light assembly. If selecting Dual Tone Sound Modules a maximum of four modules, consisting of three Light Modules and one Dual Sound Module, is possible.

- ❹ Assembly includes incandescent bulbs.
- ❺ Not available in 12V AC/DC, 120V AC.
- ❻ Lens color codes for assembled towers do not correspond with color codes for ordering individual beacon modules as components. Some modules have limited colors and voltages. See component pages for details.
- ❼ Only available in Red and Amber.



Light Modules 50 mm us Type 4/4X/13

Type	Description	Specifications	Catalog Number	
<b>Light Modules</b>		Replace  with Lens Color		
	<b>VLL</b> Steady Light (no bulb)	up to 250 V AC/DC	<b>750 00  900</b>	
	<b>VLB</b> Flashing light (no bulb)	12-24 V AC/DC 110/120 V AC 230/240 V AC	<b>760 00  405</b> <b>760 00  310</b> <b>760 00  313</b>	
	<b>VLF</b> Strobe light 3 J Xenon tube included	12-24 V AC/DC 110/120 V AC 230/240 V AC	<b>770 00  405</b> <b>770 00  310</b> <b>770 00  313</b>	
	<b>VDC</b> Integrated LED Steady light	24 V AC/DC 110/120 V AC 230/240 V AC	<b>751 00  405</b> <b>751 00  310</b> <b>751 00  313</b>	
	<b>VDA</b> Integrated LED Flashing light Amber and red only	24 V AC/DC 24 V AC/DC 230/240 V AC 230/240 V AC	Amber Red Amber Red	<b>761 001 405</b> <b>761 002 405</b> <b>761 001 313</b> <b>761 002 313</b>
	<b>VDF</b> Integrated LED Strobe light Amber and red only	24 V AC/DC 24 V AC/DC	Amber Red	<b>771 001 405</b> <b>771 002 405</b>
	<b>VFF</b> Integrated LED Multi-Strobe light Amber and red only	24 V AC/DC 24 V AC/DC	Amber Red	<b>772 001 405</b> <b>772 002 405</b>
	Incandescent Bulb Puller	Steady & Flashing modules	<b>WTL-BULBPL</b>	

Sound Modules 50 mm us Type 4/4X/13

Type	Description	Specifications	Catalog Number			
			Grey Housing	Black Housing	Silver Housing	
	<b>VDE - Single Circuit</b> Piezo Buzzer continuous/pulsing tone (103/88 dB)	12 V AC/DC 24 V AC/DC 110/120 V AC 230/240 V AC	<b>781 100 404</b> <b>781 100 405</b> <b>781 100 310</b> <b>781 100 313</b>	<b>781 500 404</b> <b>781 500 405</b> <b>781 500 310</b> <b>781 500 313</b>	<b>781 800 404</b> <b>781 800 405</b> <b>781 800 310</b> <b>781 800 313</b>	R/F
	<b>VDZ - Dual Circuit</b> Piezo Buzzer continuous/pulsing tone (103/88 dB) tone type externally switchable	12 V AC/DC 24 V AC/DC 110/120 V AC 230/240 V AC	<b>782 100 404</b> <b>782 100 405</b> <b>782 100 310</b> <b>782 100 313</b>	<b>782 500 404</b> <b>782 500 405</b> <b>782 500 310</b> <b>782 500 313</b>	<b>782 800 404</b> <b>782 800 405</b> <b>782 800 310</b> <b>782 800 313</b>	R/F

Mounting Bases 50 mm us Type 4/4X/13

Type	Description	Specification	Catalog Number
			<b>Black Housing</b>
	<b>BDW</b> Pole Connection Box for VMR for horizontal mounting	NPT 1/2" M20	<b>841 502 900</b> <b>841 501 900</b>
	<b>BDV</b> Pole Connection Box for VMR for vertical mounting	NPT 1/2" M20 PG 16	<b>841 512 900</b> <b>841 511 900</b> <b>841 513 900</b>
	<b>BDM</b> Pole Connection Box for VMR for horizontal magnetic mounting	NPT 1/2" M20 PG 16	<b>841 522 900</b> <b>841 521 900</b> <b>841 523 900</b>

R/F - Refer to Factory.  
Special Order Only.

To complete the catalog no., replace the with one of the following numbers for desired lens color: 1 = Amber, 2 = Red, 4 = Clear, 5 = Blue, 6 = Green, 7 = Yellow.







Bulb not included. Order separately on page J39.

Silver housing available in quantities of 100 or more. Contact factory for more information.






Pole Mounting Bases 50 mm



Type	Description	Specification	Catalog Number			①
			Grey Housing	Black Housing	Silver Housing	
 <p><b>VMR Pole Mount Base</b> on aluminum tube with plastic foot</p>		5 cm	790 141 900	790 541 900	790 841 900	R/F
		10 cm	790 142 900	790 542 900	790 842 900	
		25 cm	790 143 900	790 543 900	790 843 900	
		40 cm	790 144 900	790 544 900	790 844 900	
 <p><b>VSW Pole Mount Base</b> on aluminum tube for horizontal mounting with screw</p>		5 cm	790 171 900	790 571 900	790 871 900	R/F
		10 cm	790 172 900	790 572 900	790 872 900	
		25 cm	790 173 900	790 573 900	790 873 900	
		40 cm	790 174 900	790 574 900	790 874 900	
 <p><b>BSS Set</b> for vertical mounting</p>		for VSW	200 400 900	200 800 900		
 <p><b>VFR Quick Release Pole Mount</b> on aluminum tube with foot adapter for quick mounting</p>		10 cm	790 182 900	790 582 900	790 882 900	R/F
		25 cm	790 183 900	790 583 900	790 883 900	
		40 cm	790 184 900	790 584 900	790 884 900	
 <p><b>VNW Base</b> for Horizontal Mounting <b>VMW Base</b> for Horizontal Mounting</p>		1/2" NPT	790 130 900	790 530 900	790 830 900	R/F
		M20	790 120 900	790 520 900	790 820 900	
 <p><b>VMV Base</b> for vertical mounting</p>			790 140 900	790 540 900	790 840 900	

Accessories

 <p>Safety Screw Set (5)</p>	All Modules		700 000 900
 <p>Replacement Cap</p>	All Modules	698 803 002	698 803 003
 <p>Replacement Gaskets (5 per bag) Replacement O-Rings (5 per bag)</p>	Pole Mount Base Vertical Base Surface Mount Base		698 800 002 698 800 000 698 800 001
	Modules, bases, caps		698 800 003




R/F - Refer to Factory.  
Special Order Only.

① Silver housing available in quantities of 100 or more. Contact factory for more information.



Light Modules 70 mm

cUL<sup>us</sup> Type 4/4X/13 CE

Type	Description	Specifications	Catalog Number ❶				
Light Modules			Replace ❷ with Lens Color				❸
			Grey Housing	Black Housing	Silver Housing		
	<b>SLL</b> Steady Light (no bulb) ❷	up to 250 V AC/DC	210 10❸ 900	210 50❸ 900	210 80❸ 900	R/F	
	<b>SLB</b> Flashing light (no bulb) ❷	12-24 V AC/DC	220 10❸ 405	220 50❸ 405	220 80❸ 405		
		110/120 V AC	220 10❸ 310	220 50❸ 310	220 80❸ 310		
230/240 V AC		220 10❸ 313	220 50❸ 313	220 80❸ 313			
	<b>SLF</b> Strobe light 3 J Xenon tube included	12-24 V AC/DC	230 10❸ 405	230 50❸ 405	230 80❸ 405		
		110/120 V AC	230 10❸ 310	230 50❸ 310	230 80❸ 310		
		230/240 V AC	230 10❸ 313	230 50❸ 313	230 80❸ 313		
	<b>SDC</b> Integrated LED-steady light	12 V AC/DC	211 10❸ 404	211 50❸ 404	211 80❸ 404		
		24 V AC/DC	211 10❸ 405	211 50❸ 405	211 80❸ 405		
		110/120 V AC	211 10❸ 310	211 50❸ 310	211 80❸ 310		
	<b>SDA</b> Integrated LED-flashing light	230/240 V AC	211 10❸ 313	211 50❸ 313	211 80❸ 313		
		12 V AC/DC	221 10❸ 404	221 50❸ 404	221 80❸ 404		
		24 V AC/DC	221 10❸ 405	221 50❸ 405	221 80❸ 405		
	<b>SDR</b> Integrated LED-rotating light	110/120 V AC	221 10❸ 310	221 50❸ 310	221 80❸ 310		
		230/240 V AC	221 10❸ 313	221 50❸ 313	221 80❸ 313		
		12 V AC/DC	231 10❸ 404	231 50❸ 404	231 80❸ 404		
<b>SDR</b> Integrated LED-rotating light	24 V AC/DC	231 10❸ 405	231 50❸ 405	231 80❸ 405			
	110/120 V AC	231 10❸ 310	231 50❸ 310	231 80❸ 310			
	230/240 V AC	231 10❸ 313	231 50❸ 313	231 80❸ 313			

J




Warning Tower Lights

❶ To complete the catalog no., replace the ❷ with one of the following numbers for desired lens color:  
 1 = Amber, 2 = Red, 4 = Clear, 5 = Blue, 6 = Green, 7 = Yellow.  
 ❷ Bulb not included. Order separately on page J39.  
 ❸ Silver housing only available in quantities of 100 or more. Contact factory for more information.

R/F - Refer to Factory. Special Order Only.



Light & Sound Modules 70 mm ④ cUL<sup>us</sup> Type 4/4X/13 CE

Type	Description	Specifications	Catalog Number ①			③
			Replace ② with Lens Color			
Light & Sound Modules			Grey Housing	Black Housing	Silver Housing	R/F
	<b>SLP</b> Steady light-Buzzer (no bulb) ② continuous/pulsing tone (107/90 dB)	12 V AC/DC 24 V AC/DC 110/120 V AC 230/240 V AC	250 10 ④ 404	250 50 ④ 404	250 80 ④ 404	
			250 10 ④ 405	250 50 ④ 405	250 80 ④ 405	
			250 10 ④ 310	250 50 ④ 310	250 80 ④ 310	
			250 10 ④ 313	250 50 ④ 313	250 80 ④ 313	
	<b>SLD</b> Steady light-Buzzer (no bulb) ② continuous/pulsing tone (107/90 dB) light/sound separately switchable	12 V AC/DC 24 V AC/DC 110/120 V AC 230/240 V AC	212 10 ④ 404	212 50 ④ 404	212 80 ④ 404	
			212 10 ④ 405	212 50 ④ 405	212 80 ④ 405	
			212 10 ④ 310	212 50 ④ 310	212 80 ④ 310	
			212 10 ④ 313	212 50 ④ 313	212 80 ④ 313	
	<b>SBP</b> Flashing light-Buzzer (no bulb) ② continuous/pulsing tone (107/90 dB)	12 V AC/DC 24 V AC/DC 110/120 V AC 230/240 V AC	260 10 ④ 404	260 50 ④ 404	260 80 ④ 404	
			260 10 ④ 405	260 50 ④ 405	260 80 ④ 405	
			260 10 ④ 310	260 50 ④ 310	260 80 ④ 310	
			260 10 ④ 313	260 50 ④ 313	260 80 ④ 313	
	<b>SFP</b> Strobe light-Buzzer continuous/pulsing tone (107/90 dB) 3 J Xenon tube included	12 V AC/DC 24 V AC/DC 110/120 V AC 230/240 V AC	270 10 ④ 404	270 50 ④ 404	270 80 ④ 404	
			270 10 ④ 405	270 50 ④ 405	270 80 ④ 405	
			270 10 ④ 310	270 50 ④ 310	270 80 ④ 310	
			270 10 ④ 313	270 50 ④ 313	270 80 ④ 313	
	<b>SCP</b> Integrated LED-Steady light-Buzzer continuous/pulsing tone (107/90 dB)	12 V AC/DC 24 V AC/DC 110/120 V AC 230/240 V AC	251 10 ④ 404	251 50 ④ 404	251 80 ④ 404	
			251 10 ④ 405	251 50 ④ 405	251 80 ④ 405	
			251 10 ④ 310	251 50 ④ 310	251 80 ④ 310	
			251 10 ④ 313	251 50 ④ 313	251 80 ④ 313	
	<b>SAP</b> Integrated LED-Flashing light-Buzzer continuous/pulsing tone (107/90 dB)	12 V AC/DC 24 V AC/DC 110/120 V AC 230/240 V AC	261 10 ④ 404	261 50 ④ 404	261 80 ④ 404	
			261 10 ④ 405	261 50 ④ 405	261 80 ④ 405	
<b>SRP</b> Integrated LED-Rotating light-Buzzer continuous/pulsing tone (107/90 dB)	12 V AC/DC 24 V AC/DC 110/120 V AC 230/240 V AC	271 10 ④ 404	271 50 ④ 404	271 80 ④ 404		
		271 10 ④ 405	271 50 ④ 405	271 80 ④ 405		

- ① To complete the catalog no., replace the ④ with one of the following numbers for desired lens color:  
1 = Amber, 2 = Red, 4 = Clear, 5 = Blue, 6 = Green, 7 = Yellow.
- ② Bulb not included. Order separately on page J39.
- ③ Silver housing only available in quantities of 100 or more. Contact factory for more information.
- ④ Sound selectable by DIP switch and adjustable by potentiometer.

R/F - Refer to Factory.  
Special Order Only.



Sound Modules 70 mm

cUL<sup>us</sup> Type 4/4X/13 CE

Type	Description	Specifications	Catalog Number			
Sound Modules			Grey Housing	Black Housing	Silver Housing	①
	<b>SDE</b> Piezo Buzzer continuous/pulsing tone (107/90 dB) ②	12 V AC/DC	247 100 404	247 500 404	247 800 404	R/F
		24 V AC/DC	247 100 405	247 500 405	247 800 405	
		110/120 V AC	247 100 310	247 500 310	247 800 310	
		230/240 V AC	247 100 313	247 500 313	247 800 313	
	<b>SDZ</b> Piezo Buzzer continuous/pulsing tone (107/90 dB) ② tone type externally switchable	12 V AC/DC	248 100 404	248 500 404	248 800 404	
		24 V AC/DC	248 100 405	248 500 405	248 800 405	
		110/120 V AC	248 100 310	248 500 310	248 800 310	
		230/240 V AC	248 100 313	248 500 313	248 800 313	
	<b>SPE</b> Piezo Buzzer continuous or pulsing tone (97/81 dB) ③ IP 54	12 V AC/DC	243 100 404	243 500 404	243 800 404	
		24 V AC/DC	243 100 405	243 500 405	243 800 405	
		110/120 V AC	243 100 310	243 500 310	243 800 310	
		230/240 V AC	243 100 313	243 500 313	243 800 313	
	<b>SPZ</b> Piezo Buzzer continuous or pulsing tone (97/81 dB) ③ tone type externally switchable IP 54	12 V AC/DC	244 100 404	244 500 404	244 800 404	
		24 V AC/DC	244 100 405	244 500 405	244 800 405	
		110/120 V AC	244 100 310	244 500 310	244 800 310	
		230/240 V AC	244 100 313	244 500 313	244 800 313	
	<b>STE</b> Electronic Sounder 15 tone types (64-103 dB) ③	12-24 V AC/DC	241 100 405	241 500 405	241 800 405	
		110/120 V AC	241 100 310	241 500 310	241 800 310	
		230/240 V AC	241 100 313	241 500 313	241 800 313	
	<b>STZ</b> Electronic Sounder 15 tone types (64-103 dB) ③ 2 tones externally switchable	12-24 V AC/DC	242 100 405	242 500 405	242 800 405	
		110/120 V AC	242 100 310	242 500 310	242 800 310	
		230/240 V AC	242 100 313	242 500 313	242 800 313	

J  
Warning Tower Lights

R/F - Refer to Factory.  
Special Order Only.

① Silver housing only available in quantities of 100 or more. Contact factory for more information.  
 ② Tone type selectable by DIP switch.  
 ③ Sound pressure adjustable by potentiometer.



Mounting Bases 70 mm

cUL<sub>us</sub> Type 4/4X/13 CE

Type	Description	Specification	Catalog Number			
Bases			Grey Housing	Black Housing	Silver Housing	①
	BNW Base for Horizontal Mounting	NPT 1/2"	200 130 900	200 530 900	200 830 900	R/F
	BMW Base for Horizontal Mounting	M20	200 100 900	200 500 900	200 800 900	
	BPW Base for Horizontal Mounting	PG16	200 120 900	200 520 900	200 820 900	
	BMV Base for vertical mounting		200 200 900	200 600 900	200 820 900	
	BMR Pole Mount Base on aluminum tube with plastic foot	5 cm	200 301 900	200 701 900	200 801 900	R/F
		10 cm	200 302 900	200 702 900	200 802 900	
		25 cm	200 303 900	200 703 900	200 803 900	
		40 cm	200 304 900	200 704 900	200 804 900	
	BDW Pole Connection Box for BMR for horizontal mounting	NPT 1/2" M20 PG 16		841 502 900 841 501 900 841 503 900		R/F
	BDV Pole Connection Box for BMR for vertical mounting	NPT 1/2" M20 PG 16		841 512 900 841 511 900 841 513 900		
	BDM Pole Connection Box for BMR for horizontal magnetic mounting	NPT 1/2" M20 PG 16		841 522 900 841 521 900 841 523 900		
	BSR Pole Mount Base on stainless steel tube with zinc die cast foot powder coated	5 cm	200 311 900	200 711 900	200 811 900	R/F
		10 cm	200 312 900	200 712 900	200 812 900	
		25 cm	200 313 900	200 713 900	200 813 900	
		40 cm	200 314 900	200 714 900	200 814 900	
	BWS Pole Mount Base on aluminum tube for horizontal mounting with screw	5 cm	200 331 900	200 731 900	200 831 900	R/F
		10 cm	200 332 900	200 732 900	200 832 900	
		25 cm	200 333 900	200 733 900	200 833 900	
		40 cm	200 334 900	200 734 900	200 834 900	
	BSS Set for vertical mounting	for BWS	200 400 900	200 800 900		
	BFR Quick Release Pole Mount Base on aluminum tube with foot adapter for quick mounting	10 cm	200 342 900	200 742 900	200 842 900	R/F
		25 cm	200 343 900	200 743 900	200 843 900	
		40 cm	200 344 900	200 744 900	200 844 900	

Warning Tower Lights

R/F - Refer to Factory. Special Order Only.

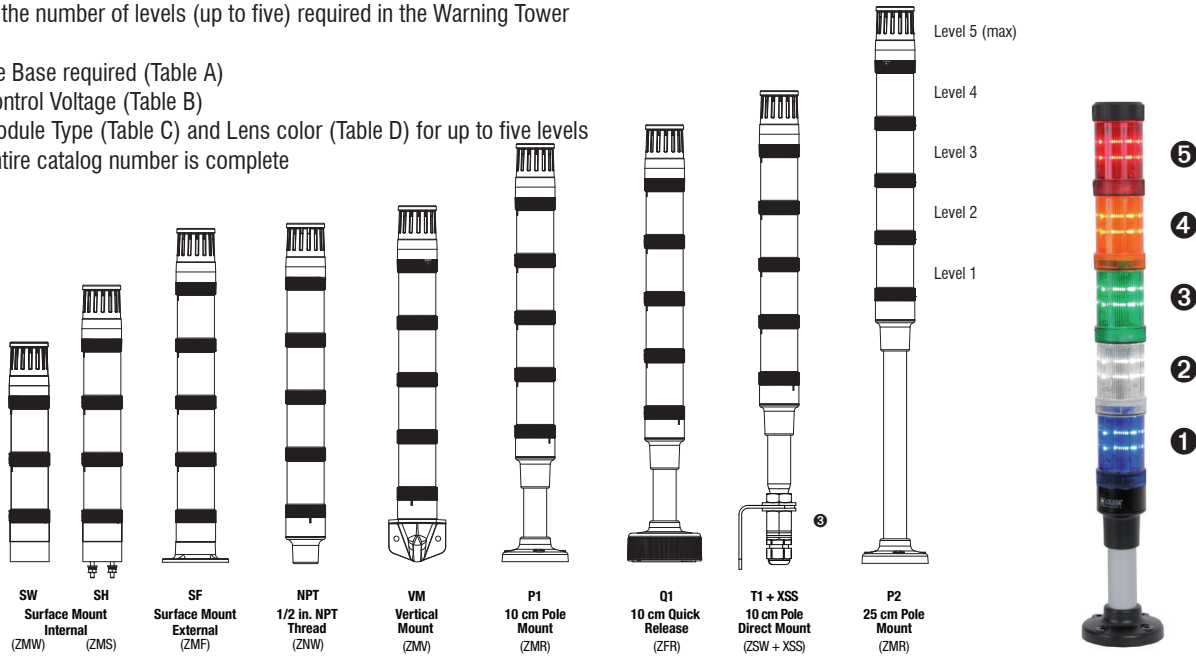
① Silver housing only available in quantities of 100 or more. Contact factory for more information.





**Ordering Instructions**

- 1) Determine the number of levels (up to five) required in the Warning Tower Light
- 2) Choose the Base required (Table A)
- 3) Choose Control Voltage (Table B)
- 4) Choose Module Type (Table C) and Lens color (Table D) for up to five levels until the entire catalog number is complete



	Level One		Level Two		Level Three		Level Four		Level Five			
	A	B	C	D	C	D	C	D	C	D		
ECO40 –	P1	B	24	L	4	Y	3	Y	5	Y	7	P

Warning Tower Lights

Catalog Code	Description
VM	Vertical Mount
SF	Surface Mount - External mounting holes
SW	Surface Mount - Internal mounting holes
SH	Surface Mount - w/pre-installed mounting hardware
NPT	Pole Mount 1/2" NPT Thread
P1	Pole Mount Base - 10cm (4") aluminum tube w/cap
P2	Pole Mount Base - 25cm (9-7/8") aluminum tube w/cap
P4	Pole Mount Base - 40cm (15*3/4") aluminum tube w/cap
T1	Direct Mount Base - 10cm (4") alum. threaded tube
T2	Direct Mount Base - 25cm (9-7/8") alum. threaded tube
T4	Direct Mount Base - 40cm (15*3/4") alum. threaded tube
Q1	Quick Release Pole Base - 10cm aluminum tube w/ foot adapter
Q2	Quick Release Pole Base - 20cm aluminum tube w/ foot adapter
Q4	Quick Release Pole Base - 40cm aluminum tube w/ foot adapter

Catalog Code	Description
24	24 V AC/DC
10	120 V AC
20	240 V AC

Catalog Code	Description
D	Steady Incandescent
Y	Steady LED
L	Flashing LED
B	Strobe LED - single flash
S	Strobe LED - multi flash
P	Piezo sound alarm, continuous/pulsing tone



Catalog Code	Description
1	Sound Module
3	Green
4	Red
5	Amber
6	Blue
7	Clear
8	Yellow

- 1 Sound Module (P) must be on the top-most level (5), they must be configured with Lens Color / Sound Code 1, and only one sound module is allowed per assembly.
- 2 Light Module types can only be configured with Lens Color Codes 3, 4, 5, 6, 7 or 8.
- 3 Vertical mount accessories (XSS) sold separately.
- 4 Lens color codes for assembled towers do not correspond with color codes for ordering individual beacon modules as components.



#### Modules 40 mm ECO

cUL<sup>us</sup> Type 4/4X/13 CE

Type	Description	Specifications	Catalog Number ❶
<b>Light Modules</b>			Replace ⚙ with Lens Color
	<b>ZLL</b> Steady Light (no bulb) ❷	up to 250 V AC/DC	<b>902 00⚙ 900</b>
	<b>ZDC</b> Integrated LED-steady light	24 V AC/DC 110/120 V AC 230/240 V AC	<b>902 01⚙ 405</b> <b>902 01⚙ 310</b> <b>902 01⚙ 313</b>
	<b>ZDA</b> Integrated LED-flashing light	24 V AC/DC 110/120 V AC 230/240 V AC	<b>902 02⚙ 405</b> <b>902 02⚙ 310</b> <b>902 02⚙ 313</b>
	<b>ZDF</b> Integrated LED-strobe light	24 V AC/DC 110/120 V AC 230/240 V AC	<b>902 03⚙ 405</b> <b>902 03⚙ 310</b> <b>902 03⚙ 313</b>
	<b>ZFF</b> Integrated LED-multi-strobe light light	24 V AC/DC 110/120 V AC 230/240 V AC	<b>902 04⚙ 405</b> <b>902 04⚙ 310</b> <b>902 04⚙ 313</b>
<b>Buzzers and Sirens</b>			<b>Black Housing</b>
	<b>ZDE</b> <b>Piezo Buzzer</b> continuous or pulsing tone (80 dB)	24 V AC/DC 110/120 V AC 230/240 V AC	<b>902 500 405</b> <b>902 500 310</b> <b>902 500 313</b>

❶ To complete the catalog no., replace the ⚙ with one of the following numbers for desired lens color:

1 = Amber, 2 = Red, 4 = Clear, 5 = Blue, 6 = Green, 7 = Yellow.

❷ Bulb not included. Order separately on page J39.





Mounting Bases 40 mm ECO

cULus Type 4/4X/13 CE

Type	Description	Specifications	Catalog Number
			Black Housing
	<b>ZMW Base</b> for horizontal mounting	Internal mounting holes	902 570 900
	<b>ZMS Base</b> for horizontal mounting	pre-mounted fixation screws	902 571 900
	<b>ZMF Surface Mount Base</b> for horizontal mounting	external mounting holes	902 572 900
	<b>ZMV Base</b> for vertical mounting	single sided	902 573 900
	<b>ZZV Base</b> for vertical mounting	double sided	902 574 900
	<b>ZNW Pole Mount Base</b> for tube	1/2" NPT Thread	902 570 950
	<b>ZMR Pole Mount Base</b> on aluminum tube with plastic foot	10 cm	902 582 900
		25 cm	902 583 900
		40 cm	902 584 900
	<b>XWR Bracket</b> for pole mount with plastic foot	for XMR, YMR, ZMR	900 600 900
	<b>ZSW Pole Mount Base</b> on aluminum tube for horizontal mounting with screw	10 cm	902 592 900
		25 cm	902 593 900
		40 cm	902 594 900
	<b>XSS Set</b> for vertical mounting includes metal bracket & cable gland	for XSW, YSW, ZSW	900 700 900
	<b>ZFR Quick Release Pole Mount Base</b> on aluminum tube with foot adapter for quick mounting	10 cm	902 562 900
		25 cm	902 563 900
		40 cm	902 564 900
	<b>ZEP Base Extension</b> 100mm long	fits all bases	902 800 900

J Warning Tower Lights

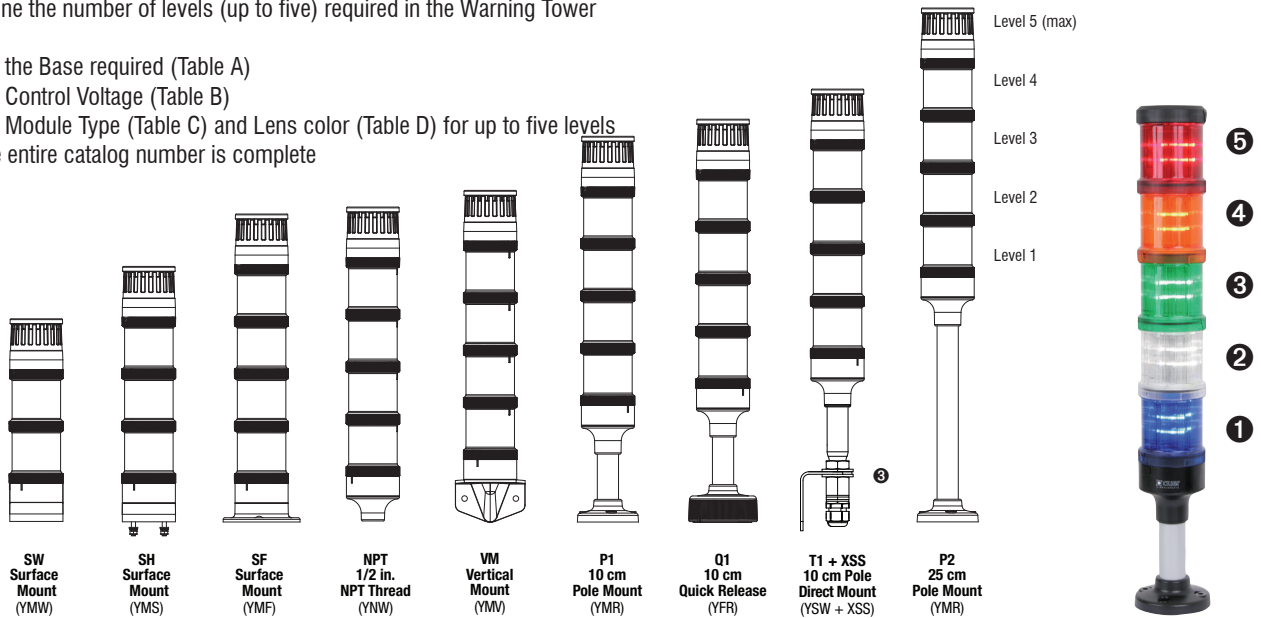
Accessories

	<b>XIB</b> Indication Board	fits all pole bases	900 850 900
	<b>LWW</b> Bulb Changing Tool	optional	890 900 900



**Ordering Instructions**

- 1) Determine the number of levels (up to five) required in the Warning Tower Light
- 2) Choose the Base required (Table A)
- 3) Choose Control Voltage (Table B)
- 4) Choose Module Type (Table C) and Lens color (Table D) for up to five levels until the entire catalog number is complete



ECO60 –	Level One		Level Two		Level Three		Level Four		Level Five				
	A	B	C	D	C	D	C	D	C	D			
	SF	B	10	Y	3	L	5	B	3	L	7	YH	6

Catalog Code	Description
VM	Vertical Mount
SF	Surface Mount - External mounting holes
SW	Surface Mount - Internal mounting holes
SH	Surface Mount - w/pre-installed mounting hardware
NPT	Pole Mount 1/2" NPT Thread
P1	Pole Mount Base - 10cm (4") aluminum tube w/cap
P2	Pole Mount Base - 25cm (9-7/8") aluminum tube w/cap
P4	Pole Mount Base - 40cm (15*3/4") aluminum tube w/cap
T1	Direct Mount Base - 10cm (4") alum. threaded tube
T2	Direct Mount Base - 25cm (9-7/8") alum. threaded tube
T4	Direct Mount Base - 40cm (15*3/4") alum. threaded tube
Q1	Quick Release Pole Base - 10cm aluminum tube w/ foot adapter
Q2	Quick Release Pole Base - 20cm aluminum tube w/ foot adapter
Q4	Quick Release Pole Base - 40cm aluminum tube w/ foot adapter

Catalog Code	Description
24	24 V AC/DC
10	120 V AC
20	240 V AC

Catalog Code	Description
D	Steady Incandescent
Y	Steady LED
L	Flashing LED
B	Strobe LED - single flash
YH	High Performance Steady LED ④
SH	High Performance Multi-Strobe LED ④
P	Piezo sound alarm, continuous/pulsing tone



Catalog Code	Description
1	Sound Module
3	Green
4	Red
5	Amber
6	Blue
7	Clear
8	Yellow

- ① Sound Module (P) must be on the top-most level (5), they must be configured with Lens Color / Sound Code 1, and only one sound module is allowed per assembly.
- ② Light Module types can only be configured with Lens Color Codes 3, 4, 5, 6, 7 or 8.
- ③ Vertical mount accessories (XSS) sold separately.
- ④ High Performance modules available in 24VAC/DC only, therefore the complete tower assembly must be 24VAC/DC.
- ⑤ Lens color codes for assembled towers do not correspond with color codes for ordering individual beacon modules as components.



Modules 60 mm ECO

c(UL)us Type 4/4X/13 CE

Type	Description	Specifications	Catalog Number ❶	
<b>Light Modules</b>			Replace ❷ with Lens Color	
	<b>YLL</b> Steady Light (no bulb) ❷	up to 250 V AC/DC	<b>901 00❸ 900</b>	
	<b>YDC</b> Integrated LED-steady light	24 V AC/DC 110/120 V AC 230/240 V AC	<b>901 01❸ 405</b> <b>901 01❸ 310</b> <b>901 01❸ 313</b>	
	<b>YDA</b> Integrated LED-flashing light	24 V AC/DC 110/120 V AC 230/240 V AC	<b>901 02❸ 405</b> <b>901 02❸ 310</b> <b>901 02❸ 313</b>	
	<b>YDF</b> Integrated LED-strobe light	24 V AC/DC 110/120 V AC 230/240 V AC	<b>901 03❸ 405</b> <b>901 03❸ 310</b> <b>901 03❸ 313</b>	
	High Performance Light Modules			
	<b>YDC-HP</b> Integrated LED-steady light	24 V AC/DC	<b>901 05❸ 405</b>	
	<b>YFF-HP</b> Integrated LED-multi strobe light	24 V AC/DC	<b>901 07❸ 405</b>	
<b>Buzzers and Sirens</b>			<b>Black Housing</b>	
	<b>YDE</b> <b>Piezo Buzzer</b> continuous or pulsing tone (90 dB) ❸	24 V AC/DC 110/120 V AC 230/240 V AC	<b>901 500 405</b> <b>901 500 310</b> <b>901 500 313</b>	

J

Warning Tower Lights

❶ To complete the catalog no., replace the ❷ with one of the following numbers for desired lens color:

❶ = Amber, ❷ = Red, ❸ = Clear, ❹ = Blue, ❺ = Green, ❻ = Yellow.



❷ Bulb not included. Order separately on page J39.

❸ Sound pressure adjustable by potentiometer.





Mounting Bases 60 mm ECO

cUL<sub>us</sub> Type 4/4X/13 CE

Type	Description	Specifications	Catalog Number
			Black Housing
	<b>YMW</b> Base for horizontal mounting	Internal mounting holes	901 570 900
	<b>YMS</b> Base for horizontal mounting	pre-mounted fixation screws	901 571 900
	<b>YMF Surface Mount</b> Base for horizontal mounting	external mounting holes	901 572 900
	<b>YMV</b> Base for vertical mounting	single sided	901 573 900
	<b>YZV</b> Base for vertical mounting	double sided	901 574 900
	<b>YNW</b> Pole Mount Base for tube	1/2" NPT Thread	901 570 950
	<b>YMR</b> Pole Mount Base on aluminum tube with plastic foot	10 cm	901 582 900
		25 cm	901 583 900
		40 cm	901 584 900
	<b>XWR</b> Bracket for pole mount with plastic foot	for XMR, YMR, ZMR	900 600 900
	<b>YSW</b> Pole Mount Base on aluminum tube for horizontal mounting with screw	10 cm	901 592 900
		25 cm	901 593 900
		40 cm	901 594 900
	<b>XSS</b> Set for vertical mounting includes metal bracket and cable gland	for XSW, YSW, ZSW	900 700 900
	<b>YFR</b> Quick Release Pole Mount Base on aluminum tube with foot adapter for quick mounting	10 cm	901 562 900
		25 cm	901 563 900
		40 cm	901 564 900
	<b>YEP</b> Base Extension 100mm long	fits all bases	901 800 900

Accessories

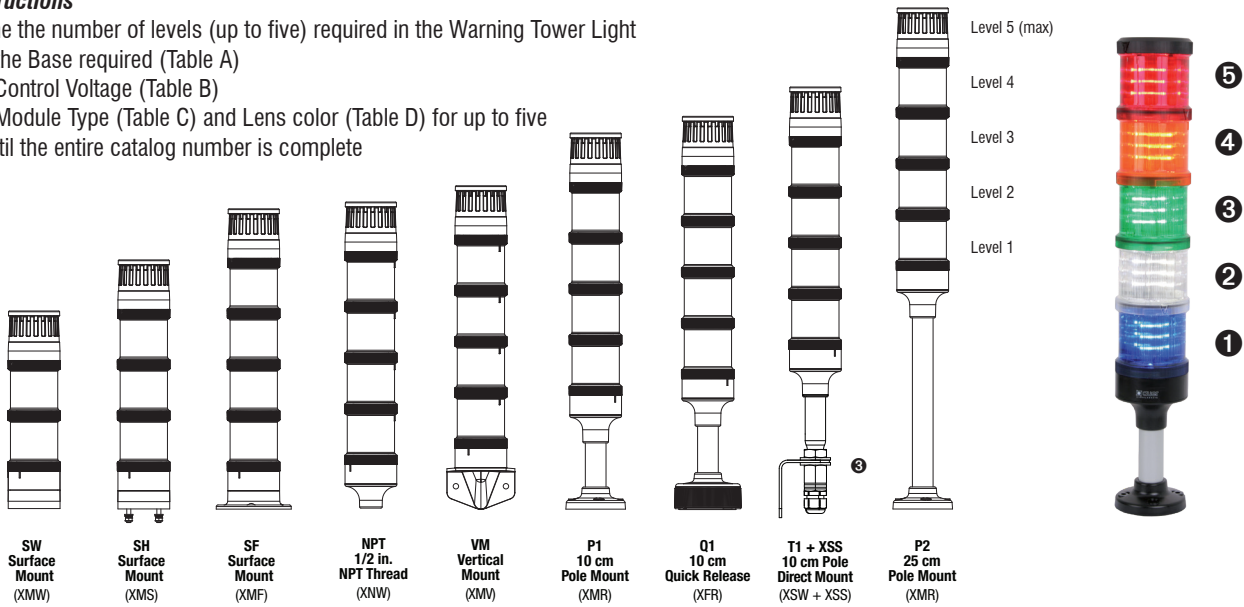
	<b>XIB</b> Indication Board	fits all pole bases	900 850 900
	<b>LWW</b> Bulb Changing Tool	optional	890 900 900

J  
Warning Tower Lights



**Ordering Instructions**

- 1) Determine the number of levels (up to five) required in the Warning Tower Light
- 2) Choose the Base required (Table A)
- 3) Choose Control Voltage (Table B)
- 4) Choose Module Type (Table C) and Lens color (Table D) for up to five levels until the entire catalog number is complete



EC070 –	Level One		Level Two		Level Three		Level Four		Level Five				
	A	B	C	D	C	D	C	D	C	D			
	SF	B	10	Y	3	L	5	B	3	L	7	Y	6

Warning Tower Lights

**Table A - Base Type**

Catalog Code	Description
VM	Vertical Mount
SF	Surface Mount - External mounting holes
SW	Surface Mount - Internal mounting holes
SH	Surface Mount - w/pre-installed mounting hardware
NPT	Pole Mount 1/2" NPT Thread
P1	Pole Mount Base - 10cm (4") aluminum tube w/cap
P2	Pole Mount Base - 25cm (9-7/8") aluminum tube w/cap
P4	Pole Mount Base - 40cm (15*3/4") aluminum tube w/cap
T1	Direct Mount Base - 10cm (4") alum. threaded tube
T2	Direct Mount Base - 25cm (9-7/8") alum. threaded tube
T4	Direct Mount Base - 40cm (15*3/4") alum. threaded tube
Q1	Quick Release Pole Base - 10cm aluminum tube w/ foot adapter
Q2	Quick Release Pole Base - 20cm aluminum tube w/ foot adapter
Q4	Quick Release Pole Base - 40cm aluminum tube w/ foot adapter

**Table B - Control Voltage**

Catalog Code	Description
24	24 V AC/DC
10	120 V AC
20	240 V AC

**Table C - Module Type ①②**

Catalog Code	Description
D	Steady Incandescent
Y	Steady LED
L	Flashing LED
B	Strobe LED - single flash
YH	High Performance Steady LED ④
BH	High Performance Strobe LED - single flash ④
SH	High Performance Multi-Strobe LED ④
P	Piezo sound alarm, single circuit
Q	Piezo sound alarm, dual circuit cont/pulsing tone ⑤
Z	Siren, 8 tone

**Table D - Lens Color/Sound ⑥**

Catalog Code	Description
1	Sound Module
3	Green
4	Red
5	Amber
6	Blue
7	Clear
8	Yellow

① Sound Modules (P, Q, Z) must be on the top-most level (4 or 5) and must be configured with Lens Color / Sound Code 1. Only one sound module per assembly. If Dual Sound (Q) is selected, a maximum of three light modules is possible.

② Light Module types can only be configured with Lens Color Codes 3, 4, 5, 6, 7 or 8.

③ Vertical mount accessories (XSS) sold separately.



④ High Performance modules available in 24VAC/DC only, therefore the complete tower assembly must be 24VAC/DC.

⑥ Lens color codes for assembled towers do not correspond with color codes for ordering individual beacon modules as components.



#### Modules 70 mm ECO

c(UL)us Type 4/4X/13 CE

Type	Description	Specifications	Catalog Number ❶	
<b>Light Modules</b>			Replace ⚙ with Lens Color	
	<b>XLL</b> Steady Light (no blub) ❷	up to 250 V AC/DC	<b>900 00</b> ⚙ <b>900</b>	
	<b>XDC</b> Integrated LED-steady light	24 V AC/DC 110/120 V AC 230/240 V AC	<b>900 01</b> ⚙ <b>405</b> <b>900 01</b> ⚙ <b>310</b> <b>900 01</b> ⚙ <b>313</b>	
	<b>XDA</b> Integrated LED-flashing light	24 V AC/DC 110/120 V AC 230/240 V AC	<b>900 02</b> ⚙ <b>405</b> <b>900 02</b> ⚙ <b>310</b> <b>900 02</b> ⚙ <b>313</b>	
	<b>XDF</b> Integrated LED-strobe light	24 V AC/DC 110/120 V AC 230/240 V AC	<b>900 03</b> ⚙ <b>405</b> <b>900 03</b> ⚙ <b>310</b> <b>900 03</b> ⚙ <b>313</b>	
	<b>High Performance Light Modules</b>			
	<b>XDC-HP</b> Integrated LED-steady light	24 V AC/DC	<b>900 05</b> ⚙ <b>405</b>	
	<b>XDF-HP</b> Integrated LED-strobe light	24 V AC/DC	<b>900 06</b> ⚙ <b>405</b>	
	<b>XFF-HP</b> Integrated LED-multi strobe	24 V AC/DC	<b>900 07</b> ⚙ <b>405</b>	
<b>Buzzers and Sirens</b>			<b>Black Housing</b>	
	<b>XDE Piezo Buzzer</b> continuous or pulsing tone (100 dB) ❸ single circuit	24 V AC/DC 110/120 V AC 230/240 V AC	<b>900 500 405</b> <b>900 500 310</b> <b>900 500 313</b>	
	<b>XDZ Piezo Buzzer</b> continuous and pulsing tone (100 dB) ❸ externally addressable dual circuit	24 V AC/DC 110/120 V AC 230/240 V AC	<b>900 510 405</b> <b>900 510 310</b> <b>900 510 313</b>	
	<b>XDM Multitone siren</b> 8 tones selectable (100 dB) ❸ volume control	24 V AC/DC 110/120 V AC 230/240 V AC	<b>900 520 405</b> <b>900 520 310</b> <b>900 520 313</b>	

❶ To complete the catalog no., replace the ⚙ with one of the following numbers for desired lens color:

1 = Amber, 2 = Red, 4 = Clear, 5 = Blue, 6 = Green, 7 = Yellow.

❷ Bulb not included. Order separately on page J39.

❸ Sound pressure adjustable by potentiometer.







### Mounting Bases 70 mm ECO

cUL<sup>us</sup> Type 4/4X/13 CE

Type	Description	Specifications	Catalog Number
			Black Housing
	<b>XMW Base</b> for horizontal mounting	internal mounting holes	900 570 900
	<b>XMS Base</b> for horizontal mounting	pre-mounted fixation screws	900 571 900
	<b>XMF Surface Mount Base</b> for horizontal mounting	external mounting holes	900 572 900
	<b>XMV Base</b> for vertical mounting	single sided	900 573 900
	<b>XZV Base</b> for vertical mounting	double sided	900 574 900
	<b>XNW Pole Mount Base</b> for tube	1/2" NPT Thread	900 570 950
	<b>XMR Pole Mount Base</b> on aluminum tube with plastic foot	10 cm	900 582 900
		25 cm	900 583 900
		40 cm	900 584 900
	<b>XWR Bracket for pole mount</b> with plastic foot	for XMR, YMR, ZMR	900 600 900
	<b>XSW Pole Mount Base</b> on aluminum tube for horizontal mounting with screw	10 cm	900 592 900
		25 cm	900 593 900
		40 cm	900 594 900
	<b>XSS Set</b> for vertical mounting includes metal bracket and cable gland	for XSW, YSW, ZSW	900 700 900
	<b>XFR Quick Release Pole Mount Base</b> on aluminum tube with foot adapter for quick mounting	10 cm	900 562 900
		25 cm	900 563 900
		40 cm	900 564 900
	<b>XEP Base Extension</b> 100mm long	fits all bases	900 800 900

J Warning Tower Lights

### Accessories

	<b>XIB Indication Board</b>	fits all pole bases	900 850 900
	<b>LWW Bulb Changing Tool</b>	optional	890 900 900



**Auer Signal**

**Factory Assembled in  
Vienna, Austria**



Auer products are built using the latest design and manufacturing techniques. Camera controlled SMD machines (for placing surface mount devices), ultrasonic welding machines, test robots, as well as the latest software for 3D modeling, mold flow analysis and stereolithography, assure that Auer products remain world class. In addition, the company's manufacturing operations are certified to ISO 9001.

The versatile and economical line of preassembled tower lights supplied by Auer Signal are factory assembled in Vienna, Austria. Auer signaling products combine state-of-the-art technology with high product quality, approvals for the world market and attractive, competitive pricing.



### halfDOME90

Signal tower series halfDOME90 is suitable for universal applications and offer convenient features:

- Easy, fast and individual mounting of halfDOME
- Slim, sleek housing - 45mm wide - fitting almost any machine or equipment panel
- Variety of color and sound combinations in two to five levels
- Specially designed lens coating allows for 180 degrees of visual signaling

See the HalfDOME90 Assembly worksheet for ordering instructions. Individual components are not available.

### COMPACT30

All COMPACT30 are specifically built to meet the customer's needs. Features include:

- High-grade impact resistant material
- Multiple combinations of lenses, voltages and illumination types
- Quick Release tube base adapter
- Flexible and easy to install.

See the COMPACT30 Assembly worksheet for ordering instructions. Individual components are not available.


**J**  
Warning Tower Lights



Auer Signal

Signal Towers

COMPACT30 Complete Assemblies



**Important Note:**  
COMPACT30 towers are factory assembled. Modules and bases are not removable.



Type 4 / 4X / 13

C30	Level One		Level Two		Level Three		Level Four		Level Five					
	A	B	C	D	E	F	E	F	E	F				
	P1	C1	B	24	B	1	L	5	L	4	B	2	DP	

Warning Tower Lights

Table A - Base Type	
Catalog Code	Description
P0	Surface Mount
P1	Pole Mount Base - 10cm aluminum tube with foot
P2	Pole Mount Base - 25cm aluminum tube with foot
P4	Pole Mount Base - 40cm aluminum tube with foot
T0	Direct Mount Base - 0cm M20 metric threaded tube
T1	Direct Mount Base - 10cm M20 metric threaded tube
T2	Direct Mount Base - 25cm M20 metric threaded tube
T4	Direct Mount Base - 40cm M20 metric threaded tube
Q0	Quick Release Mount Base
Q1	Quick Release Pole Base - 10cm aluminum tube w/ foot adapter
Q2	Quick Release Pole Base - 25cm aluminum tube w/ foot adapter
Q4	Quick Release Pole Base - 40cm aluminum tube w/ foot adapter

Table B - Cable Connector and Length	
Catalog Code	Description
C1	Stranded cable, 1m, yellow jacket
C2	Stranded cable, 2m, yellow jacket
C3	Stranded cable, 3m, yellow jacket


Table C - Housing Color	
Catalog Code	Description
B	Black
G	Gray

Table D - Voltage	
Catalog Code	Description
24	24V AC/DC Full Voltage
10	110/120V AC Full Voltage
20	230/240 V AC Full Voltage

Table E - Module Type	
Catalog Code	Description
L	Steady LED
B	Flashing LED
DD	Piezo sound alarm, continuous tone ①
DP	Piezo sound alarm, pulsing tone ①
DZ	Dual circuit piezo sound alarm ①

Table F - Lens Color/Sound	
Catalog Code	Description
Blank	Sound Module ①
1	Amber
2	Red
4	Clear
5	Blue
6	Green
7	Yellow

Accessories (Order Separately)		
	<b>CSS Vertical Mounting Bracket</b>	Black - 700530900 Gray - 700130900

- ① Sound Module types (DD, DP, DZ) must be on the top-most level. Only one sound module is allowed per assembly. If selection dual circuit sound module (DZ), the maximum number of light modules allowed is three. Two module spaces are required for the dual circuit sound module.
- ② Light Module types (L, B) can only be configured with Lens Color / Sound Codes 1, 2, 4, 5, 6 or 7.
- ③ Vertical Mounting Bracket for conduit mount sold separately.



#### Ordering Instructions

- 1) Determine the number of levels (from two to five) required in the Half Dome Warning Light
- 2) Choose the Housing color (Table B)
- 3) Choose the control voltage (Table C)
- 4) Choose Module Type (Table D) and Lens color (Table E), for two to five levels
- 4) Choose Sound Module (Table F) or leave blank



**Important Note:**  
**HalfDOME90** towers are factory assembled. Modules and bases are not removable.

UL<sup>us</sup> CE  
 Type 4 / 4X / 13

### 90 mm halfDOME Complete Assemblies

Choose Two to Five Levels	Level One		Level Two		Level Three		Level Four		Level Five		Sound		
	B	C	D	E	D	E	D	E	D	E	F		
HD	C	24	L	6	L	7	B	2	L	5	L	4	DZ

Catalog Code	Description
G	Gray
C	Chrome Plated
B	Black

Catalog Code	Description
24	24V AC/DC Full Voltage
10	110/120V AC Full Voltage
20	230/240V AC Full Voltage

Catalog Code	Description
1	Amber
2	Red
4	Clear
5	Blue
6	Green
7	Yellow

Catalog Code	Description
L	Steady LED
B	Flashing LED

Catalog Code	Description
blank	No sound
DZ	Piezo sounder (continuous/pulsing) ①

Warning Tower Lights

① Sound volume individually adjustable from 70-90dB.




Stack Modules up to 7 levels

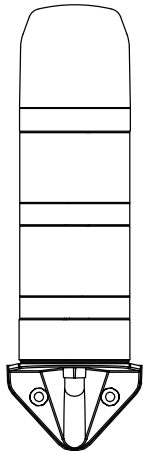


**Ordering Instructions**


- 1) Determine the number of levels (up to seven) required in the Warning Tower Light
- 2) Choose the Base required (Table A)
- 3) Choose Base & Cap color (Table B) and control voltage (Table C)
- 4) Choose Module Type (Table D) and Lens color (Table E) for up to seven levels until the entire catalog number is complete




**PC7 MC5**  
Base with Integrated 5-pin or 8-pin M12 Connector



**PC7 MV**  
Base for Vertical Mounting



**PC7 MS**  
Base for Horizontal Mounting with Pre-mounted fixing screws



**PC7 RS**  
Aluminium tube base with mounting screw



**PC7 FR**  
Quick Mounting System (max 5 modules)



Level Seven (max)  
Level Six  
Level Five  
Level Four  
Level Three  
Level Two  
Level One  
Upper Base  
Base

Warning Tower Lights

		Level One		Level Two		Level Three		Level Four		Level Five		Level Six		Level Seven				
PC7 -		A	B	C	D	E	D	E	D	E	D	E	D	E	D	E		
		S	B	H7	S	7	S	8	Z	~	F	7	S	1	F	5	TR	2



**Table A - Base Type (includes cap)**

Catalog Code	Description	Max Modules
X	Modules only (no base)	
W	PC7 MW Base for horizontal mounting, with NPT 1/2" thread , Internal mounting holes	7
S	PC7 MS Base for horizontal mounting with pre-mounted fixing screws	7
V	PC7 MV Base for vertical mounting	7

L1	PC7 MR Aluminium tube base with plastic foot	100 mm	7
L2		250 mm	7
L3		400 mm	7
L4		600 mm	7

Q1	PC7 FR "Foot adapter" quick mounting system on aluminium tube ❶	100 mm	5
Q2		250 mm	5

T1	PC7 RS Aluminium tube base with mounting screw	100 mm	7
T2		250 mm	7
T3		400 mm	7

No Upper Part Needed

B5	PC7 MC5 Base with integrated 5-pin M12 connector ❷	4
B8	PC7 MC8 Base with integrated 8-pin M12 connector ❷	7

**Table B - Base & Cap Color**

Catalog Code	Description
B	Black

**Table C - Voltage**

Catalog Code	Description
L7	PC7 BLV Low Voltage Base for 24 V AC/DC with up to 7 modules
H3	PC7 BHV3 High Voltage Base for 120-240 V AC with up to 3 modules
H7	PC7 BHV7 High Voltage Base for 120-240 V AC with up to 7 modules

**Table D - Module Type ❸**

Catalog Code	Description
TS	PC7 DCB Top LED steady light, flashing light
TF	PC7 DFB Top LED multi-functional module: steady / flashing / strobe / double strobe
TR	PC7 DRB Top LED rotating beacon
TM	PC7 DMB Top LED multi color module ❸
S	PC7 DC In-line LED steady light
F	PC7 DF In-line LED multi-functional module: steady / flashing / strobe / double strobe
R	PC7 DR In-line LED rotating beacon fast or slow
M	PC7 DM In-line LED multi color module ❸
T7	PC7 TD Top 105 dB Multi-tone module 1 to 112 can be switched externally
T1	PC7 ZM Top 105 dB Multi-tone module 1 of 8 tones can be switched externally
Z	PC7 ZI In-line 102 dB Multi-tone module 1 of 8 tones can be switched externally
TV	PC7 VS Top 95 dB recordable voice/mp3 sound module can be controlled externally

**Table E - Lens Color**

Catalog Code	Description
~	Sound Module
0	Multi-color ❸
1	Amber
2	Red
4	Clear
5	Blue
6	Green
7	Yellow
8	Magenta

❶ Supports up to 5 modules

❷ Only supports 24 VAC/DC

❸ Multi color module switches between colors turquoise, red, white, blue, green, yellow, magenta. Specify color "0" in Table E.

❹ "Top" labeled modules must be in the last position of the tower











**Auer Signal**

**Signal Towers**

*Perfect 70 Components*

**Modules 70 mm PC7**

cUL<sub>us</sub> Type 4/4X/13 CE IP66

Type	Description	Specifications	Catalog Number ① Replace ② with Lens Color
<b>Light Modules</b>			
 Top only (910 115 405 module shown)	DCB LED (steady light / flashing light module)	24 AC/DC 120-240 V AC ②	910 11② 405
	DFB LED multi-functional module (steady / flashing / strobe / double strobe)		910 12② 405
	DRB LED rotating beacon (fast or slow)		910 13② 405
	DMB LED multi color module switches between colors turquoise, red, white, blue, green, yellow, magenta (steady)		910 140 405
 Inline (910 012 405 module shown)	DC LED steady light	24 AC/DC 120-240 V AC ②	910 01② 405
	DF LED multi-functional module (steady / flashing / strobe / double strobe)		910 02② 405
	DR LED rotating beacon (fast or slow)		910 03② 405
	DM LED multi color module switches between colors turquoise, red, white, blue, green, yellow, magenta (steady)		910 040 405
<b>Sound Modules</b>			
 Top	TD Top Multi-tone 105 dB sounder module with 16 tone groups of 7 signal tones = 112 possible tones can be switched externally	24 AC/DC 120-240 V AC ②	910 530 405
 Top	ZM Top Multi-tone 105 dB sounder module 1 of 8 tones can be switched externally	24 AC/DC 120-240 V AC ②	910 510 405
 Inline	ZI Inline Multi-tone 102 dB sounder module 1 of 8 tones can be switched externally	24 AC/DC 120-240 V AC ②	910 520 405
 Top	VS Top Recordable 95 dB voice/mp3 sound module 1 of 7 voice messages/melodies can be controlled externally	24 AC/DC 120-240 V AC ②	910 540 405
<b>Transformers</b>			
	BLV Low-voltage upper base section, up to 7 modules	24 V AC/DC	910 771 405
	BHV3 High-voltage upper base section, up to 3 modules	120-240 V AC	910 772 313
	BHV7 High-voltage upper base section, up to 7 modules	120-240 V AC	910 773 313









① To complete the catalog no., replace ② with one of the following numbers for desired lens color:

1 = Amber, 2 = Red, 4 = Clear, 5 = Blue, 6 = Green, 7 = Yellow, 8 = Magenta






② 120-240 V AC available with a high-voltage upper base module when combined with 120-240 V AC base transformer.



#### Mounting Bases 70 mm PC7 us Type 4/4X/13 IP66

Type	Description	Specification	Catalog Number
	<b>MS</b> Base for horizontal mounting	Pre-mounted fixing screws	<b>910 720 900</b>
	<b>MW</b> Base for horizontal mounting	1/2" NPT thread, Internal mounting holes	<b>910 710 900</b>
	<b>MR</b> Aluminium tube base with plastic footer	100mm	<b>910 742 900</b>
		250mm	<b>910 743 900</b>
		400mm	<b>910 744 900</b>
		600mm	<b>910 746 900</b>
	<b>FR</b> "Footer adapter" quick mounting system on aluminium tube. (Supports up to 5 modules.)	100mm	<b>910 792 405</b>
		250mm	<b>910 793 405</b>
	<b>RS</b> Aluminium tube base with mounting screw	100mm	<b>910 752 900</b>
		250mm	<b>910 753 900</b>
		400mm	<b>910 754 900</b>
	<b>MV</b> Base for vertical mounting	Vertical mounting	<b>910 730 900</b>
	<b>MC5</b> 5-pin M12 connector (4 module max)	24 V AC/DC only	<b>910 781 405</b>
	<b>MC8</b> 8-pin M12 connector (7 module max)	24 V AC/DC only	<b>910 782 405</b>

#### Accessories

	<b>TM</b> Transition module for mounting PC7 modules on existing Modul-Signal 70 bases	<b>910 800 900</b>
	<b>LD</b> Diffusor foil (set of 2)	<b>910 000 900</b>
	<b>MW</b> Metal bracket for cable entry from any direction	<b>200 550 900</b>
	<b>XSS</b> Set for vertical mounting Metal bracket, cable gland for vertical mounting	<b>900 700 900</b>
	<b>XWR</b> Bracket for vertical mounting of TMR/UMR tube base	<b>900 600 900</b>

❶ All mounting Bases include a cap.